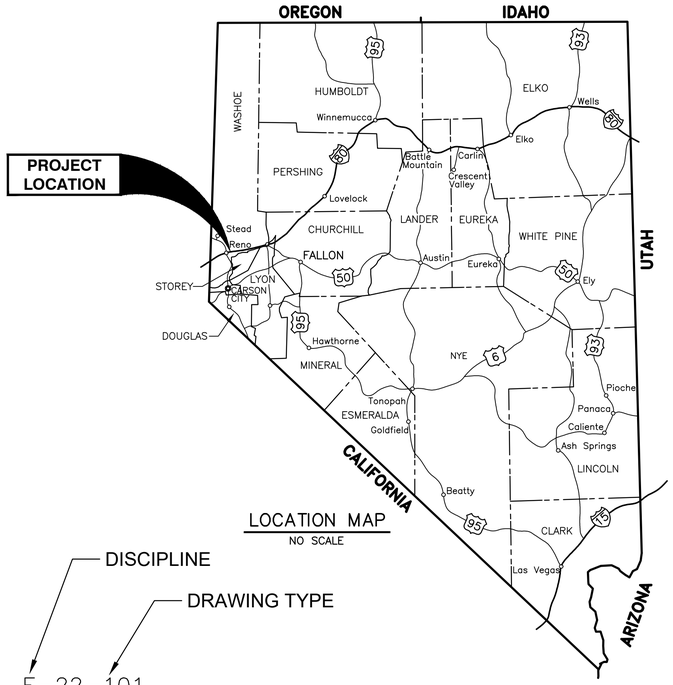

LOCATION MAP
NO SCALE

DISCIPLINE

DRAWING TYPE

E–22–101

SEQUENTIAL NUMBERING

AREA NUMBER

CITY OF SPARKS

PUBLIC WORKS DEPARTMENT

TRUCKEE MEADOWS
WATER RECLAMATION FACILITY

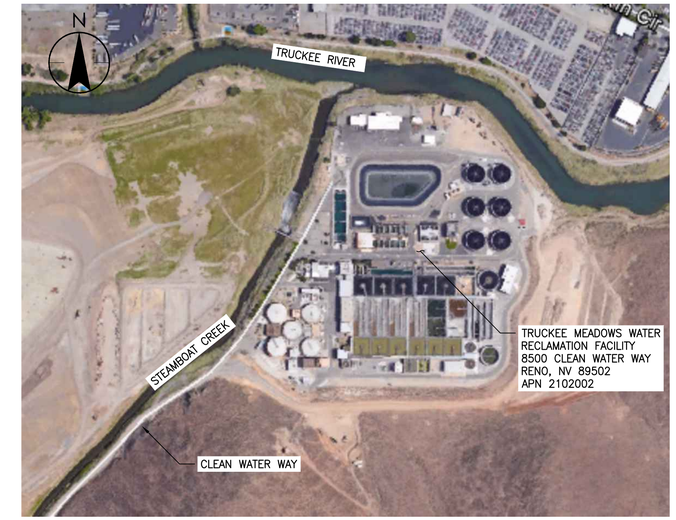

SITE MAP
NO SCALE

TRUCKEE MEADOWS WATER RECLAMATION FACILITY
ALARM UPGRADE DESIGN PROJECT
ISSUED FOR BID
JULY, 2022

SHEET INDEX		
SHEET NO.	DRAWING NO.	TITLE
1	E–00–000	ELECTRICAL COVER SHEET
2	E–00–001	ELECTRICAL LEGEND, NOTES AND ABBREVIATIONS
3	E–00–002	ELECTRICAL STANDARD DETAILS
4	E–00–101	ELECTRICAL OVERALL SITE PLAN
5	E–01–101	ELECTRICAL HEADWORKS AND INFLUENT PUMP STATION ALARM PLAN
6	E–02–101	ELECTRICAL GRIT TANKS/BUILDING – GROUND FLOOR ALARM PLAN
7	E–02–102	ELECTRICAL GRIT TANKS/BUILDING – UPPER FLOOR ALARM PLAN
8	E–07–101	ELECTRICAL NITRIFICATION PUMP STATION – GROUND FLOOR ALARM PLAN
9	E–07–102	ELECTRICAL NITRIFICATION PUMP STATION – SECOND FLOOR ALARM PLAN
10	E–09–101	ELECTRICAL DENITRIFICATION FACILITY – LOWER FLOOR ALARM PLAN
11	E–09–102	ELECTRICAL DENITRIFICATION BUILDING – GROUND FLOOR ALARM PLAN
12	E–10–101	ELECTRICAL FILTERS BUILDING – BASEMENT ALARM PLAN
13	E–10–102	ELECTRICAL DIGESTER CONTROL BUILDINGS ALARM PLAN
14	E–10–103	ELECTRICAL FILTERS BUILDING – GALLERY ALARM PLAN
15	E–13–101	ELECTRICAL WAS THICKENING FACILITY (COMPRESSOR ROOM) ALARM PLAN
16	E–16–101	ELECTRICAL SLUDGE DEWATERING BUILDING – GROUND FLOOR ALARM PLAN
17	E–16–102	ELECTRICAL SLUDGE DEWATERING BUILDING – SECOND FLOOR ALARM PLAN
18	E–19–101	ELECTRICAL DIGESTER CONTROL BUILDINGS ALARM PLAN
19	E–20–101	ELECTRICAL CHEMICAL BUILDING NO. 1 – LOWER FLOOR ALARM PLAN
20	E–20–102	ELECTRICAL CHEMICAL BUILDING NO. 1 – GROUND FLOOR ALARM PLAN
21	E–21–101	ELECTRICAL BLEACH AND CAUSTIC BUILDINGS ALARM PLAN
22	E–22–101	ELECTRICAL BLOWER BUILDING ALARM PLAN
23	E–23–101	ELECTRICAL COGENERATION FACILITY ALARM PLAN
24	E–25–101	ELECTRICAL RECIRCULATION SUMP CONTROL ROOM ALARM PLAN
25	E–27–101	ELECTRICAL WAREHOUSE / MAINTENANCE BUILDING – LOWER FLOOR ALARM PLAN
26	E–27–102	ELECTRICAL WAREHOUSE / MAINTENANCE BUILDING – UPPER FLOOR ALARM PLAN
27	E–32–101	ELECTRICAL PRIMARY SLUDGE/SCREENING FACILITY ALARM PLAN
28	E–36–101	ELECTRICAL CHEMICAL BUILDING NO. 2 ALARM PLAN
29	E–41–101	ELECTRICAL LAB BUILDING – LOWER FLOOR ALARM PLAN
30	E–41–102	ELECTRICAL LAB BUILDING – UPPER FLOOR ALARM PLAN
31	E–42–101	ELECTRICAL GALLERY ALARM PLAN
32	E–43–101	ELECTRICAL SEPTAGE RECEIVING FACILITIES ALARM PLAN
33	E–44–101	ELECTRICAL OSTARA BUILDING ALARM PLAN
34	E–00–601	ELECTRICAL RISER DIAGRAM

Stantec

TMWRF ADDRESS: 8500 CLEAN WATER WAY
RENO, NEVADA 89502
APN: 021–020–02

JOB NO.
181307119

PLAN SYMBOLOGY

SECURITY & COMM SYSTEMS SYMBOLOGY

I — INTERCOM SPEAKER

I — INTERCOM SPEAKER WITH STROBE LIGHT

I — INTERCOM WALL JACK

HS — I — INTERCOM HANDSET - WALL MOUNTED

VC — VIDEO CAMERA
- * = TYPE
- F FIXED
- PTZ PAN-TILT-ZOOM

* — SECURITY ACCESS DEVICE
- * = TYPE
- CR CARD READER
- KS KEY SWITCH
- PS DIGITAL KEYPAD

A — AMPLIFIER STATION

ELECTRICAL ABBREVIATIONS

A	AMPERE, AUTOMATIC
AC	ALTERNATING CURRENT
AF	CIRCUIT BREAKER FRAME SIZE
AM	AMMETER
ANN	ANNUNCIATOR
AS	ADJUSTABLE SPEED
AT	AMPERE TRIP
ATS	AUTOMATIC TRANSFER SWITCH
AUTO	AUTOMATIC
AWG	AMERICAN WIRE GAUGE
BATT	BATTERY
BC	BARE COPPER
BKR	BREAKER
C	CONDUIT, CLOSED
CAP	CAPACITOR
CB	CIRCUIT BREAKER
CKT	CIRCUIT
CLF	CURRENT LIMITING FUSE
COM	COMMON
COMM	COMMUNICATIONS
COMP	COMPARTMENT
CP	CONTROL PANEL
CPT	CONTROL POWER TRANSFORMER
CR	CONTROL RELAY, CARD READER
CT	CURRENT TRANSFORMER
DCS	DISTRIBUTED CONTROL SYSTEM
DISC	DISCONNECT
DISTR	DISTRIBUTION
DPDT	DOUBLE POLE DOUBLE THROW
DPST	DOUBLE POLE SINGLE THROW
E	EMERGENCY
EMT	ELECTRICAL METALLIC TUBING
ENCL	ENCLOSURE
ETM	ELAPSED TIME METER
F	FREQUENCY, FUSE, FIXED
FDR	FEEDER
FLA	FULL LOAD AMPS
FLUOR	FLUORESCENT
FM	FREQUENCY METER
FO	FIBER OPTIC
FVR	FULL VOLTAGE REVERSING
FVNR	FULL VOLTAGE NON-REVERSING
GEN	GENERATOR
GFCI	GROUND FAULT CIRCUIT INTERRUPTER
GND	GROUND
H	HAND
HD	HEAT DETECTOR
HH	HAND HOLE
HID	HIGH INTENSITY DISCHARGE
HOA	HAND-OFF-AUTOMATIC
HPS	HIGH PRESSURE SODIUM
HS	HAND SWITCH
HZ	HERTZ
IMC	INTERMEDIATE METALLIC CONDUIT
INCAND	INCANDESCENT
IND	INDICATION
INST	INSTANTANEOUS
I/O	INPUT/OUTPUT
Isc	SHORT CIRCUIT CURRENT, AMPS
ISO	ISOLATION
J, JB	JUNCTION BOX
KA	KILO AMPERES
KAIC	KILO AMP INTERRUPTING CURRENT
KCMIL	KILO CIRCULAR MILS
KVA	KILOVOLT AMPERE
L	LOCAL
LCP	LOCAL CONTROL PANEL
LCS	LOCAL CONTROL STATION
LOC	LOCAL
LOR	LOCAL-OFF-REMOTE
LOS	LOCKOUT STOP PUSHBUTTON
LP	LIGHTING PANEL
LRA	LOCKED ROTOR AMPS
LS	LEVEL SWITCH
LTG	LIGHTING
LTS	LIGHTS
M	MOTOR CONTACTOR COIL
mA	MILLIAMPERE
MCP	MOTOR CIRCUIT PROTECTOR
MLO	MAIN LUGS ONLY
MOV	MOTOR OPERATED VALVE
MS	MANUAL MOTOR STARTER
MTS	MANUAL TRANSFER SWITCH
NEUT	NEUTRAL
NP	NAMEPLATE
O	OPEN, OFF
OL	OVERLOAD
PA	PUBLIC ADDRESS
PB	PUSHBUTTON, PULLBOX
PC	PHOTOCELL
PCM	PROCESS CONTROL MODULE
PF	POWER FACTOR
PFM	POWER FACTOR METER
PH	PHASE
PL	PILOT LIGHT
PNLBD	PANELBOARD
PP	POWER PANELBOARD
POS	POSITION
POT	POTENTIOMETER
PRI	PRIMARY
PT	POTENTIAL TRANSFORMER
PTZ	PAN-TILT-ZOOM
PWR	POWER
R	REMOTE
RECPT	RECEPTACLE
RGS	RIGID GALVANIZED STEEL
RMS	ROOT MEAN SQUARE
RTU	REMOTE TERMINAL UNIT
RVSS	REDUCED VOLTAGE SOLID STATE
SEL SW	SELECTOR SWITCH
SEQ	SEQUENCE
SHLD	SHIELDED
SIG	SIGNAL
SP	SPARE
SP HTR	SPACE HEATER
SPDT	SINGLE POLE DOUBLE THROW
SPST	SINGLE POLE SINGLE THROW
SSM	SOLID STATE METER
SSMP	SOLID STATE MOTOR PROTECTOR
ST, SH	SHUNT TRIP
STR	STARTER
SSTU	SOLID STATE TRIP UNIT
SW	SWITCH
SWBD	SWITCHBOARD
SWGR	SWITCHGEAR
TACH	TACHOMETER
TB	TERMINAL BOX
TERM	TERMINAL
TM	REPEAT CYCLE TIMER
TD	TIME DELAY RELAY
TS	TEMPERATURE SWITCH
UPS	UNINTERRUPTIBLE POWER SUPPLY
V	VOLTAGE, VOLTS
VA	VOLT AMPERE
VAR	VOLT AMPERE REACTIVE
VFD	VARIABLE FREQUENCY DRIVE
VM	VOLTMETER
VP	VAPOR PROOF
W	WATTS, WIRE
WM	WATT METER
WP	WEATHERPROOF
XFMR	TRANSFORMER
XMTR	TRANSMITTER
XP	EXPLOSION PROOF

GENERAL ELECTRICAL NOTES

1. ALL RACEWAYS AND EQUIPMENT SHALL BE INSTALLED AND GROUNDED IN ACCORDANCE WITH THE 2020 EDITION OF THE NATIONAL ELECTRICAL CODE AND APPLICABLE LOCAL CODES.
2. THE CONTRACTOR SHALL VERIFY THE EXACT LOCATION OF TERMINAL BOXES AND CONDUIT ENTRANCES OF ALL EQUIPMENT AGAINST APPROVED SHOP DRAWINGS BEFORE STUBBING UP CONDUITS.
3. REFER TO SPECIFICATION SECTION 16110 FOR REQUIREMENTS RELATED TO FLEXIBLE CONDUIT INSTALLATION
   CONDUIT RUNS ARE SHOWN DIAGRAMMATICALLY ONLY AND SHALL BE INSTALLED IN A MANNER TO PREVENT CONFLICTS WITH EQUIPMENT OR STRUCTURAL CONDITIONS. EXPOSED CONDUIT SHALL BE INSTALLED PARALLEL OR PERPENDICULAR TO BEAMS AND WALLS. REFER TO SPECIFICATION SECTION 16110.
4. CONDUIT STUB-UPS SHALL NOT BE MORE THAN 6 INCHES FROM THE CENTERLINE OF TERMINAL BOXES.
5. IN THE EVENT OF INTERFERENCE BETWEEN ELECTRICAL EQUIPMENT SHOWN ON THE DRAWINGS AND OTHER EQUIPMENT, THE CONTRACTOR SHALL NOTIFY THE ENGINEER IN WRITING AND THE ENGINEER SHALL APPROVE PROPOSED CHANGES BEFORE THEY ARE MADE.
6. ALL SURFACE MOUNTED PANELS ON THE INTERIOR OF EXTERIOR WALLS ABOVE GRADE OR IN OTHER LOCATIONS CONSIDERED DAMP OR WET SHALL BE MOUNTED SO AS TO MAINTAIN A 1/4 INCH (MINIMUM) AIR SPACE BETWEEN THE ENCLOSURE AND THE WALL.
7. LOCATION OF PULLBOXES ARE APPROXIMATE. THE CONTRACTOR SHALL COORDINATE EXACT LOCATION WITH MECHANICAL PIPING AND SHALL BE 6 INCHES (MINIMUM) AWAY FROM MECHANICAL PIPING FLOW LINES.
8. ONLY MAJOR PULLBOXES ARE SHOWN. THE CONTRACTOR SHALL PROVIDE ADDITIONAL PULLBOXES WHERE REQUIRED TO MAKE A WORKABLE INSTALLATION.
9. THE WORK SHALL BE PERFORMED IN ACCORDANCE WITH THE DETAILS WHETHER OR NOT THEY ARE REFERENCED ON THE DRAWINGS.
10. ALL CONDUIT RUNS CROSSING EXPANSION JOINTS SHALL HAVE EXPANSION OR EXPANSION AND DEFLECTION TYPE FITTINGS. FOR LOCATIONS OF EXPANSION JOINTS, REFER TO THE STRUCTURAL DWGS.
11. ALARM LIGHTS SHALL BE MOUNTED ACCORDING TO THE MOUNTING HEIGHT GIVEN ON THE DRAWINGS, WITH THE DISTANCE BEING MEASURED FROM THE BOTTOM OF THE LUMINAIRE TO THE FINISHED FLOOR. THE APPROPRIATE MOUNTING BRACKETS AND HARDWARE SHALL BE SUPPLIED.
12. CONDUITS SHALL BE TERMINATED SO AS TO PERMIT NEAT CONNECTION TO EQUIPMENT.
13. CONDUITS FOR FUTURE EQUIPMENT OR EXTENSIONS SHALL BE TERMINATED AS SHOWN IN DETAIL OR AS SPECIFIED.
14. ELECTRICAL CONTRACTOR SHALL VISIT THE SITE PRIOR TO BIDDING THE PROJECT TO VERIFY THE SCOPE OF WORK WITH FIELD CONDITIONS. PARTICULAR ATTENTION SHOULD BE GIVEN TO NEW CONDUIT RUNS IN EXISTING BUILDINGS.
15. EQUIPMENT LOCKOUTS SHALL BE IN STRICT ACCORDANCE WITH OWNER'S REQUIREMENTS.
16. ALL CONDUITS WITHIN BUILDING SHOWN ON DRAWING SHALL BE INSTALLED EXPOSED EXCEPT LAB BUILDING & WAREHOUSE/MAINTENANCE BUILDING (OFFICE ENVIRONMENT). CONDUITS SHOWN ON LAB BUILDING & WAREHOUSE/MAINTENANCE BUILDING (OFFICE ENVIRONMENT) SHALL BE INSTALLED CONCEALED. RE-USE EXISTING CONDUITS IF POSSIBLE. ROUTE UNDERGROUND CONDUITS BETWEEN BUILDINGS. ROUTE UNDERGROUND CONDUITS FROM RECIRCULATION SUMP CONTROL ROOM TO BLEACH AND CAUSTIC BUILDING. ROUTE UNDERGROUND CONDUIT FROM DIGESTER CONTROL BUILDING 3 TO DIGESTER CONTROL BUILDING 1.
17. EXISTING POWER PANEL LOAD CAPACITY VERIFIED BY TMWRF.

Stantec
6995 Sierra Center Parkway Suite 200.
Reno, NV 89511-2279
www.stantec.com

The Contractor shall verify and be responsible for all dimensions. DO NOT scale the drawing - any errors or omissions shall be reported to Stantec without delay.
The Copyrights to all designs and drawings are the property of Stantec. Reproduction or use for any purpose other than that authorized by Stantec is forbidden.

Revision	By	Appd.	YY.MM.DD
5			
4			
3			
2			
1			

Issued	By	Appd.	YY.MM.DD
E			
D			
C			
B			
A ISSUE FOR BID	JAC	BW	22.07.01

REGISTERED PROFESSIONAL ENGINEER
LONG V. HOANG
No. 019006
Expires 6-30-23
ELECTRICAL
STATE OF NEVADA

Client/Project
TRUCKEE MEADOWS WATER RECLAMATION FACILITY

ALARM UPGRADE

Washoe County, Nevada

Title ELECTRICAL
LEGEND, NOTES AND ABBREVIATIONS

Project Number:	181307119
File Name:	02_E-00-001.dwg

HAM	LVH	BW	JUL 2022
Dwn.	Chkd.	Dsgn.	Date

Drawing No. E-00-001
Revision Sheet

\\us0319-ppfs01\Workgroup\1840\active\184339840\drawing\act\02_E-00-001.dwg
7/22/2022 10:17 AM By: Morales, Heather

ORIGINAL SHEET - ANSI D

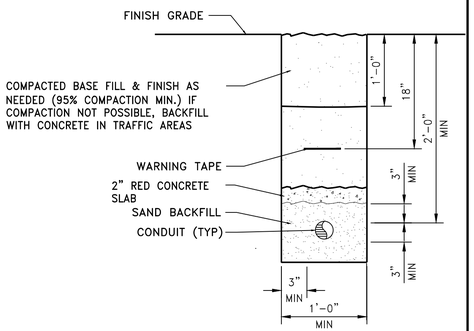

TRENCH DETAIL

REV 110112 E-030

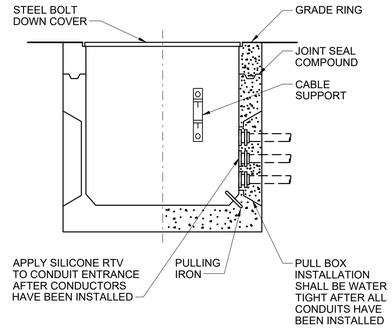

PRE-CAST PULLBOX

REV 110112 E-101

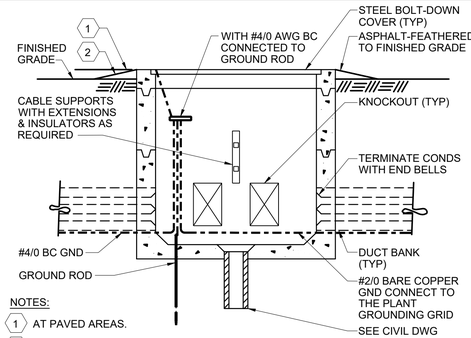

NOTES:

1. AT PAVED AREAS.
2. UNPAVED AREAS.
3. PULL BOX INSTALLATION TO BE WATERTIGHT AFTER CONDUITS HAVE BEEN INSTALLED BY USING DUCT SEALING.
4. FOR MANHOLE/PULL BOX NOT SHOWN WITH DRAINAGE PIPING ON CIVIL DRAWINGS, PROVIDE A MINIMUM 4" DIAMETER PVC PIPE TO A 3'x3'x3' DRAIN ROCK PIT.

TYPICAL MANHOLE/ PULLBOX

REV 110112 E-102

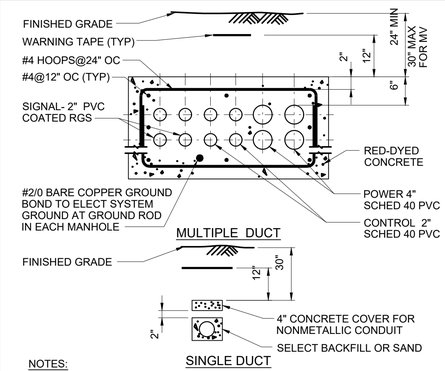

NOTES:

1. AT INTERSECTIONS WITH STRUCTURES HOOK #4'S INTO THE FOOTING OR WALL (TYP).
2. SEE DUCT BANK SECTIONS AND DETAILS FOR NUMBER AND ARRANGEMENT OF DUCTS.

TYPICAL DUCTBANK

REV 110112 E-103

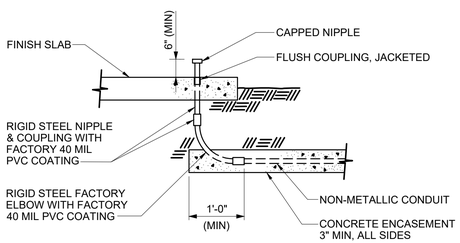

RISER FROM NON-METALLIC DUCT

REV 110112 E-205

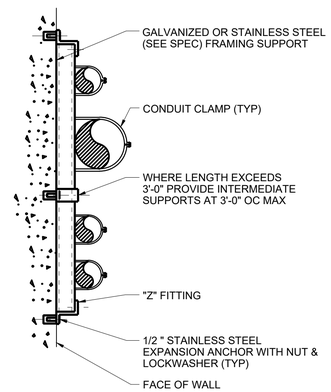

CONDUIT SUPPORT

FLUSH MOUNT

REV 110112 E-212

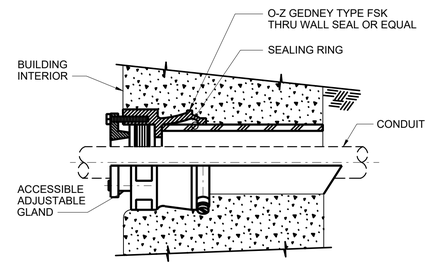

NOTE:

USE WATERTIGHT CONDUIT SEAL WHERE CONDUIT PENTRATIONS OF EXTERIOR WALLS ARE BELOW GRADE.

WATERTIGHT CONDUIT SEAL

BELOW GRADE EXTERIOR WALLS

REV 110112 E-213

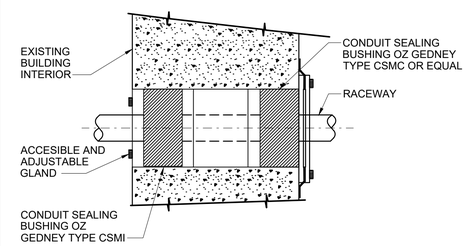

WATERTIGHT CONDUIT SEAL

REV 110112 E-214

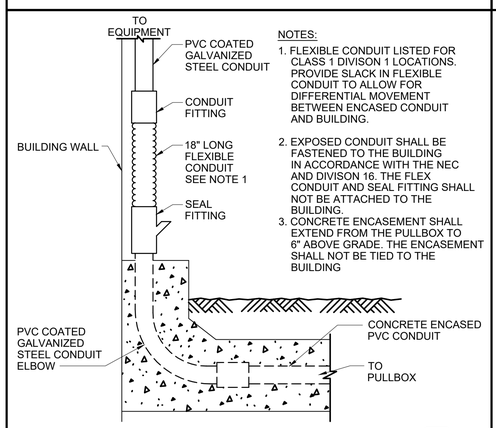

NOTES:

1. FLEXIBLE CONDUIT LISTED FOR CLASS 1 DIVISON 1 LOCATIONS. PROVIDE SLACK IN FLEXIBLE CONDUIT TO ALLOW FOR DIFFERENTIAL MOVEMENT BETWEEN ENCASED CONDUIT AND BUILDING.
2. EXPOSED CONDUIT SHALL BE FASTENED TO THE BUILDING IN ACCORDANCE WITH THE NEC AND DIVISON 16. THE FLEX CONDUIT AND SEAL FITTING SHALL NOT BE ATTACHED TO THE BUILDING.
3. CONCRETE ENCASEMENT SHALL EXTEND FROM THE PULLBOX TO 6" ABOVE GRADE. THE ENCASEMENT SHALL NOT BE TIED TO THE BUILDING

CONDUIT TRANSITION

REV 110112 E-230

Stantec
6995 Sierra Center Parkway Suite 200,
Reno, NV 89511-2279
www.stantec.com

The Contractor shall verify and be responsible for all dimensions. DO NOT scale the drawing - any errors or omissions shall be reported to Stantec without delay. The Copyrights to all designs and drawings are the property of Stantec. Reproduction or use for any purpose other than that authorized by Stantec is forbidden.

Revision	By	Appd.	YY.MM.DD
5			
4			
3			
2			
1			

Issued	By	Appd.	YY.MM.DD
E			
D			
C			
B	JAC	BW	22.07.01
A ISSUE FOR BID			

REGISTERED PROFESSIONAL ENGINEER
LONG V. HOANG
No. 019006
Expires 6-30-23
ELECTRICAL
STATE OF NEVADA

Client/Project
TRUCKEE MEADOWS WATER RECLAMATION FACILITY

ALARM UPGRADE

Washoe County, Nevada

Title ELECTRICAL STANDARD DETAILS

Project Number:	181307119
File Name:	03_E-00-002.dwg

HAM	LVH	BW	JUL 2022
Dwn.	Chkd.	Dsgn.	Date

Drawing No. E-00-002

Revision Sheet

\\us0319-prfs01\Workgroup\1840\active\184030945\drawing\act\03_E-00-002.dwg
7/22/2022 10:48 AM By: Morales, Heather
ORIGINAL SHEET - ANSI D

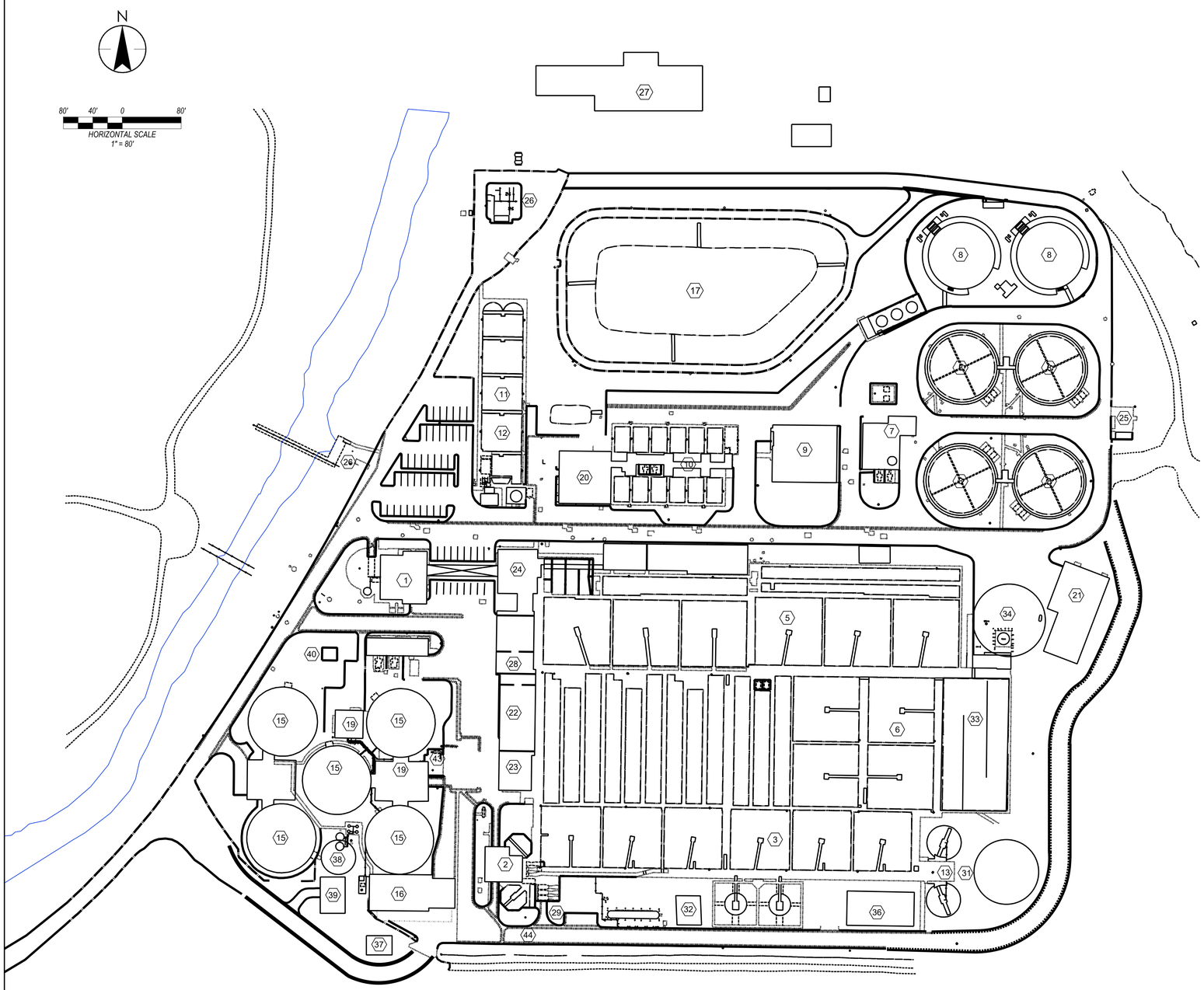

KEY EXISTING STRUCTURES

1. HEADWORKS AND INFLUENT PUMP STATION, REFER TO SHEET E-01-101 FOR ENLARGED PLAN.
2. GRIT TANKS/BUILDING, REFER TO SHEETS E-02-101 AND E-02-102 FOR ENLARGED PLANS.
3. PRIMARY SEDIMENTATION TANKS
4. AERATION TANKS
5. SECONDARY SEDIMENTATION TANKS
6. PHOSPHOROUS STRIPPING TANKS
7. NITRIFICATION PUMP STATION, REFER TO SHEETS E-07-101 AND E-07-102 FOR ENLARGED PLANS.
8. NITRIFICATION TOWERS
9. DENITRIFICATION FACILITY, REFER TO SHEET E-09-101 AND E-09-102 FOR ENLARGED PLANS.
10. FILTERS, REFER TO SHEETS E-10-101, E-10-102 AND E-10-103 FOR ENLARGED PLANS.
11. CHLORINE CONTACT TANK
12. EFFLUENT WEIR STRUCTURE
13. WAS THICKENING FACILITY
14. PRIMARY SLUDGE GRAVITY THICKENER TANKS
15. METHANE-PHASE DIGESTERS
16. SLUDGE DEWATERING BUILDING, REFER TO SHEETS E-16-101 AND E-16-102 FOR ENLARGED PLANS.
17. EQUALIZATION BASIN
18. SEPTAGE RECEIVING FACILITY
19. DIGESTER CONTROL BUILDINGS, REFER TO SHEET E-19-101 FOR ENLARGED PLAN.
20. CHEMICAL BUILDING NO. 1, REFER TO SHEET E-20-101 AND E-20-102 FOR ENLARGED PLANS.
21. BLEACH AND CAUSTIC BUILDING, REFER TO SHEET E-21-101 FOR ENLARGED PLAN.
22. BLOWER BUILDING, REFER TO SHEET E-22-101 FOR ENLARGED PLAN.
23. COGENERATION FACILITY, REFER TO SHEET E-23-101 FOR ENLARGED PLAN.
24. ADMINISTRATION BUILDING/CONTROL ROOM
25. RECIRCULATION SUMP PUMP CONTROL ROOM
26. EFFLUENT/IRRIGATION PUMP STATION, REFER TO E-26-101 FOR ENLARGED PLAN.
27. WAREHOUSE/MAINTENANCE BUILDING, REFER TO SHEETS E-27-101 AND E-27-102 FOR ENLARGED PLANS.
28. BLOWER ROOM
29. PRIMARY INFLUENT STRUCTURE
30. PRIMARY SEDIMENTATION TANK NO. 2D
31. PRIMARY SLUDGE/SCUM PUMP ROOM
32. PRIMARY SLUDGE/SCREENING FACILITY
33. AERATION TANK NO. 2D
34. SECONDARY SEDIMENTATION TANK NO. 2D
35. RAS PUMP ROOM
36. CHEMICAL BUILDING NO. 2, REFER TO SHEET E-36-101 FOR ENLARGED PLAN.
37. FERRIC CHLORIDE BUILDING
38. ACID-PHASE DIGESTER NO. 1
39. DIGESTER CONTROL BUILDING NO. 4
40. ODOR CONTROL
41. LAB BUILDING, REFER TO SHEETS E-41-101 AND E-41-102 FOR ENLARGED PLANS.
42. GALERY, REFER TO SHEET E-42-101 FOR ENLARGED PLAN.
43. SEPTAGE RECEIVING FACILITIES
44. OSTARA BUILDING

Stantec
6995 Sierra Center Parkway Suite 200,
Reno, NV 89511-2279
www.stantec.com

The Contractor shall verify and be responsible for all dimensions. DO NOT scale the drawing - any errors or omissions shall be reported to Stantec without delay.
The Copyrights to all designs and drawings are the property of Stantec. Reproduction or use for any purpose other than that authorized by Stantec is forbidden.

Revision	By	Appd.	YY.MM.DD
5			
4			
3			
2			
1			
E			
D			
C			
B			
A. ISSUE FOR BID	JAC	BW	22.07.01

Issued	By	Appd.	YY.MM.DD

REGISTERED PROFESSIONAL ENGINEER
LONG V. HOANG
No. 019006
Exp. 6-30-23
ELECTRICAL
STATE OF NEVADA

Client/Project
TRUCKEE MEADOWS WATER RECLAMATION FACILITY

ALARM UPGRADE

Washoe County, Nevada

Title ELECTRICAL
OVERALL SITE PLAN

Project Number:	181307119
File Name:	04_E-00-101.dwg

HAM	LVH	BW	JUL 2022
Dwn.	Chkd.	Dsgn.	Date

Drawing No. E-00-101
Revision Sheet

\\us231-prpfs01\Workgroup\1840\active\184307945\drawing\sct104_E-00-101.dwg
7/22/2022 10:42 AM By: Morales, Heather

ORIGINAL SHEET - ANSI D

GENERAL SHEET NOTES

A. PROVIDE ALL WORK IN ACCORDANCE WITH PROJECT SPECIFICATIONS.
B. THE LENGTH OF THE CONDUITS FROM AMPLIFIER TO SPEAKER AND/OR STROBE NEED TO BE 50 FT OR LESS.
C. SUPPLY AND INSTALL 18AWG, SINGLE TWISTED PAIR CABLE TO CONNECT THE SPEAKER(S) AND STROBE(S) FROM AMPLIFIER.
D. SUPPLY AND INSTALL 2#12, 1#12 GND CABLE FOR THE POWER OF AMPLIFIER.

SHEET KEYNOTES

1. AREA 01. REFER TO E-00-601 FOR RISER DIAGRAM.
2. SUPPLY AND INSTALL 1"C-(1) CAT 6 CABLE.
3. 3/4" CONDUIT.
4. HORN AND STROBE LOCATED IN THE LOWER LEVEL.
5. UTILIZE EXISTING PANEL A (LPB 21603) CIRCUIT 38 FOR THE POWER OF AMPLIFIER.
6. UTILIZE EXISTING PANEL LPB 11601 CIRCUIT 42 FOR THE POWER OF AMPLIFIER.

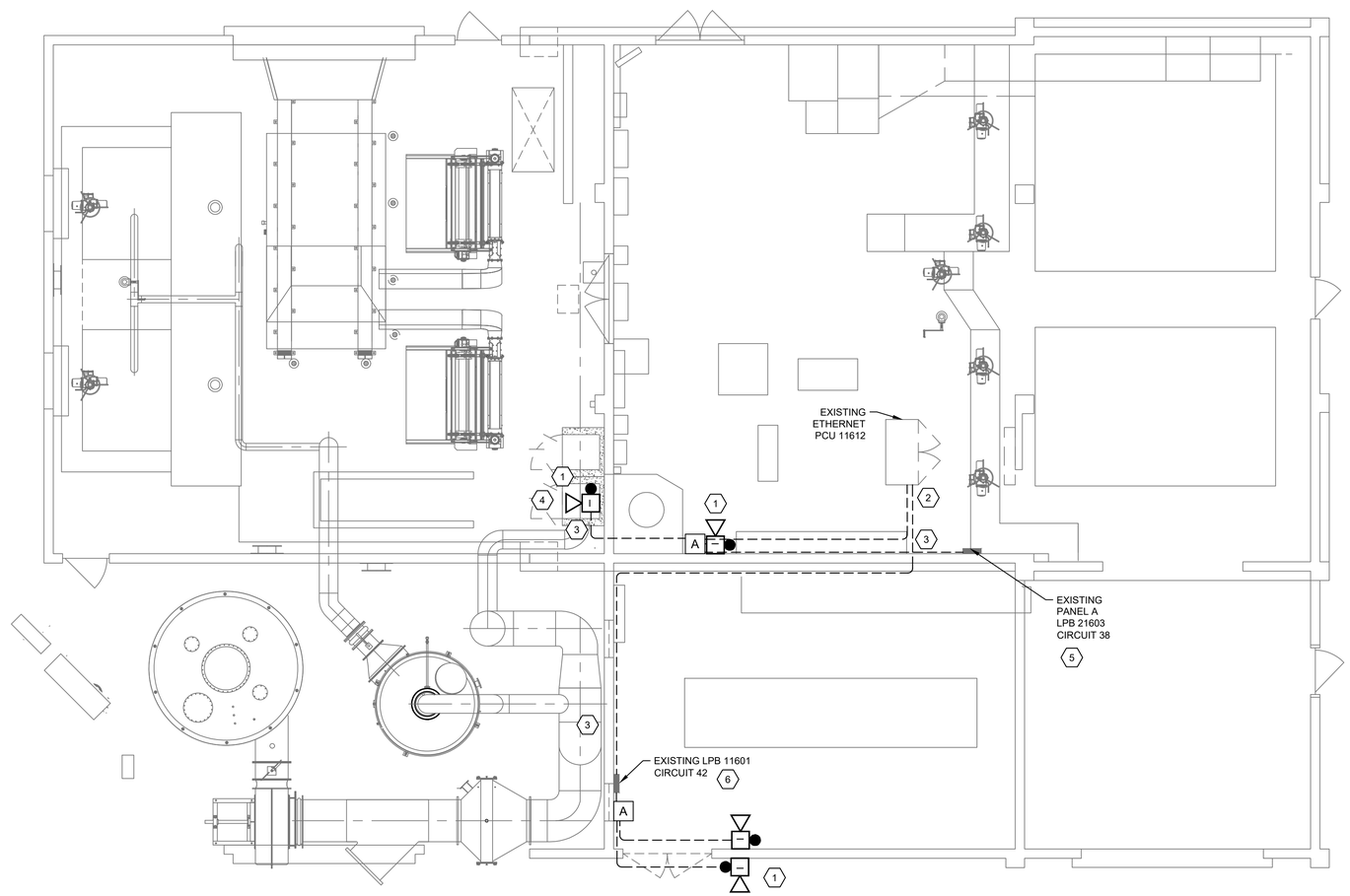

HEADWORKS AND INFLUENT PUMP STATION

SCALE = NOT TO SCALE

N

0 4' 8' 12'

DO NOT SCALE DRAWING

Stantec

6995 Sierra Center Parkway Suite 200.
Reno, NV 89511-2279
www.stantec.com

The Contractor shall verify and be responsible for all dimensions. DO NOT scale the drawing - any errors or omissions shall be reported to Stantec without delay.
The Copyrights to all designs and drawings are the property of Stantec. Reproduction or use for any purpose other than authorized by Stantec is forbidden.

Revision	By	Appd.	YY.MM.DD
5			
4			
3			
2			
1			

Issued	By	Appd.	YY.MM.DD
E			
D			
C			
B			
A ISSUE FOR BID	JAC	BW	22.07.01

REGISTERED PROFESSIONAL ENGINEER
LONG V. HOANG
No. 019006
EXP. 6-30-23
ELECTRICAL
STATE OF NEVADA

Client/Project
TRUCKEE MEADOWS WATER RECLAMATION FACILITY

ALARM UPGRADE

Washoe County, Nevada

Title ELECTRICAL
HEADWORKS AND INFLUENT PUMP STATION
ALARM PLAN

Project Number:	181307119
File Name:	05_E-01-101.dwg

HAM	LVH	BW	JUL 2022
Dwn.	Chkd.	Dsgn.	Date

Drawing No. E-01-101
Revision Sheet

\\us2015-cpf03\1\Workgroup\1840\active\184030945\drawing\ocr\05_E-01-101.dwg
7/22/2022 10:54 AM By: Hoang, Hoang

ORIGINAL SHEET - ANSI D

GENERAL SHEET NOTES

A. PROVIDE ALL WORK IN ACCORDANCE WITH PROJECT SPECIFICATIONS.
B. THE LENGTH OF THE CONDUITS FROM AMPLIFIER TO SPEAKER AND/OR STROBE NEED TO BE 50 FT OR LESS.
C. SUPPLY AND INSTALL 18AWG, SINGLE TWISTED PAIR CABLE TO CONNECT THE SPEAKER(S) AND STROBE(S) FROM AMPLIFIER.
D. SUPPLY AND INSTALL 2#12, 1#12 GND CABLE FOR THE POWER OF AMPLIFIER.

SHEET KEYNOTES

1. AREA 02. REFER TO E-00-601 FOR RISER DIAGRAM.
2. SUPPLY AND INSTALL 1"C-(1) CAT 6 CABLE.
3. 3/4" CONDUIT.
4. UTILIZE EXISTING PANEL D (LPB 21603) CIRCUIT 42 FOR POWER OF AMPLIFIERS.

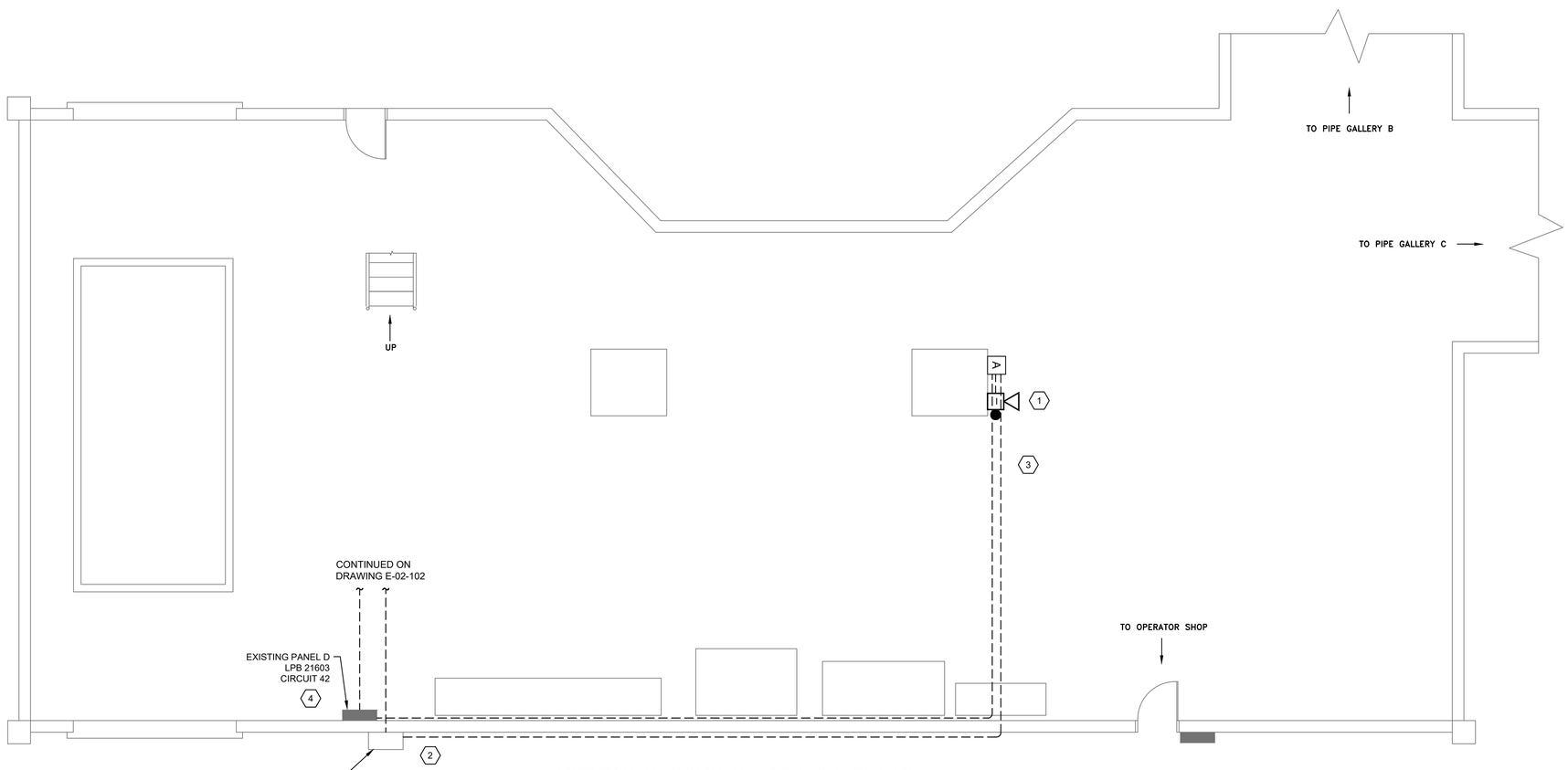

GRIT TANKS/BUILDING - GROUND FLOOR

SCALE = NOT TO SCALE

N

0 4' 8' 12'

DO NOT SCALE DRAWING

Stantec
6995 Sierra Center Parkway Suite 200.
Reno, NV 89511-2279
www.stantec.com

The Contractor shall verify and be responsible for all dimensions. DO NOT scale the drawing - any errors or omissions shall be reported to Stantec without delay. The Copyrights to all designs and drawings are the property of Stantec. Reproduction or use for any purpose other than those authorized by Stantec is forbidden.

Revision	By	Appd.	YY.MM.DD
5			
4			
3			
2			
1			

Issued	By	Appd.	YY.MM.DD
E			
D			
C			
B			
A ISSUE FOR BID	JAC	BW	22.07.01

REGISTERED PROFESSIONAL ENGINEER
LONG V. HOANG
No. 019006
EXP. 6-30-23
ELECTRICAL
STATE OF NEVADA

Client/Project
TRUCKEE MEADOWS WATER RECLAMATION FACILITY

ALARM UPGRADE

Washoe County, Nevada

Title ELECTRICAL
GRIT TANKS/BUILDING - GROUND FLOOR
ALARM PLAN

Project Number:	181307119
File Name:	06_E-02-101.dwg

HAM	LVH	BW	JUL 2022
Dwn.	Chkd.	Dsgn.	Date

Drawing No. E-02-101
Revision Sheet

\\us931fp-pcfs01\Workgroup\1840\active\184307965\drawing\act\06_E-02-101.dwg
7/22/2022 11:00 AM By: hoadlas, heather

ORIGINAL SHEET - ANSI D

GENERAL SHEET NOTES

A. PROVIDE ALL WORK IN ACCORDANCE WITH PROJECT SPECIFICATIONS.
B. THE LENGTH OF THE CONDUITS FROM AMPLIFIER TO SPEAKER AND/OR STROBE NEED TO BE 50 FT OR LESS.
C. SUPPLY AND INSTALL 18AWG, SINGLE TWISTED PAIR CABLE TO CONNECT THE SPEAKER(S) AND STROBE(S) FROM AMPLIFIER.
D. SUPPLY AND INSTALL 2#12, 1#12 GND CABLE FOR THE POWER OF AMPLIFIER.

SHEET KEYNOTES

1. AREA 02. REFER TO E-00-601 FOR RISER DIAGRAM.
2. PROVIDE 1"C-(1) CAT 6 CABLE.
3. 3/4" CONDUIT.
4. CONTINUE ROUTE CONDUITS TO GRIT TANKS/BUILDING - GROUND FLOOR FOR POWER (PANEL D, LPB 21603 CIRCUIT 42) AND COMMUNICATION (PROCESS CONTROL UNIT 7). REFER TO DRAWING E-02-101.

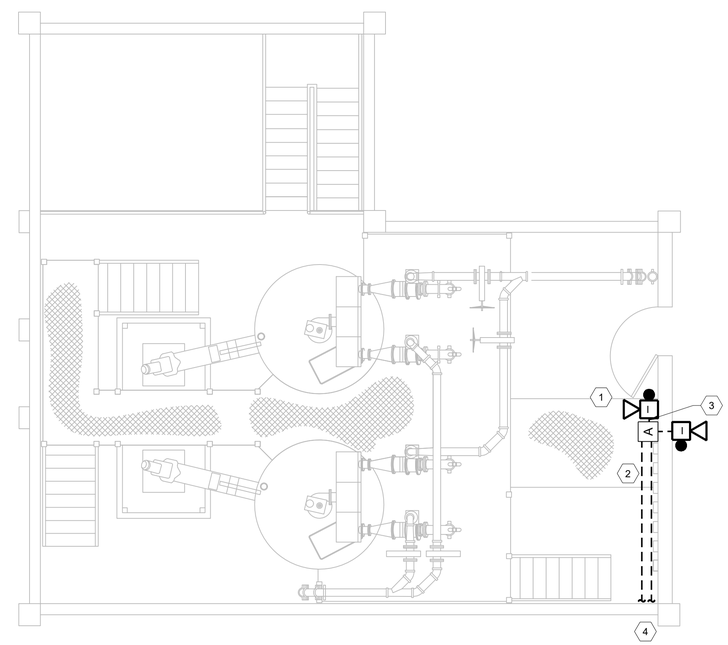

GRIT TANKS/BUILDING - UPPER FLOOR

SCALE = NOT TO SCALE

N

0 4' 8' 12'

DO NOT SCALE DRAWING

Stantec
6995 Sierra Center Parkway, Suite 200,
Reno, NV 89511-2279
www.stantec.com

The Contractor shall verify and be responsible for all dimensions. DO NOT scale the drawing - any errors or omissions shall be reported to Stantec without delay.
The Copyrights to all designs and drawings are the property of Stantec. Reproduction or use for any purpose other than that authorized by Stantec is forbidden.

Revision	By	Appd.	YY.MM.DD
5			
4			
3			
2			
1			
E			
D			
C			
B			

Issued	By	Appd.	YY.MM.DD
A ISSUE FOR BID	JAC	BW	22.07.01

REGISTERED PROFESSIONAL ENGINEER
LONG V. HOANG
No. 019006
Expires: 6-30-23
ELECTRICAL
STATE OF NEVADA

Client/Project
TRUCKEE MEADOWS WATER RECLAMATION FACILITY

ALARM UPGRADE

Washoe County, Nevada

Title ELECTRICAL
GRIT TANKS/BUILDING - UPPER FLOOR
ALARM PLAN

Project Number:	181307119
File Name:	07_E-02-102.dwg

HAM	LVH	BW	JUL 2022
Dwn.	Chkd.	Dsgn.	Date

Drawing No. E-02-102
Revision Sheet

\\wsf019-pcfs01\Workgroup\1840\active\184039260\drawing\act\07_E-02-102.dwg
7/22/2022 11:04 AM By: Morales, Heather
ORIGINAL SHEET - ANSI D

GENERAL SHEET NOTES

A. PROVIDE ALL WORK IN ACCORDANCE WITH PROJECT SPECIFICATIONS.
B. THE LENGTH OF THE CONDUITS FROM AMPLIFIER TO SPEAKER AND/OR STROBE NEED TO BE 50 FT OR LESS.
C. SUPPLY AND INSTALL 18AWG, SINGLE TWISTED PAIR CABLE TO CONNECT THE SPEAKER(S) AND STROBE(S) FROM AMPLIFIER.
D. SUPPLY AND INSTALL 2#12, 1#12 GND CABLE FOR THE POWER OF AMPLIFIER.

SHEET KEYNOTES

1. AREA 07. REFER TO E-00-601 FOR RISER DIAGRAM.
2. SUPPLY AND INSTALL 1"C-(1) CAT 6 CABLE.
3. 3/4" CONDUIT.
4. CONTINUE ROUTE CONDUIT THROUGH NITRIFICATION PUMP STATION SECOND FLOOR, PCU 72558 FOR ETHERNET CONNECTION. REFER TO DRAWING E-07-102.
5. UTILIZE EXISTING PANELBOARD LPB72660 FOR THE POWER OF AMPLIFIER.
6. CONTRACTOR SHALL CONFIRM THE CIRCUIT NUMBER WITH OWNER.

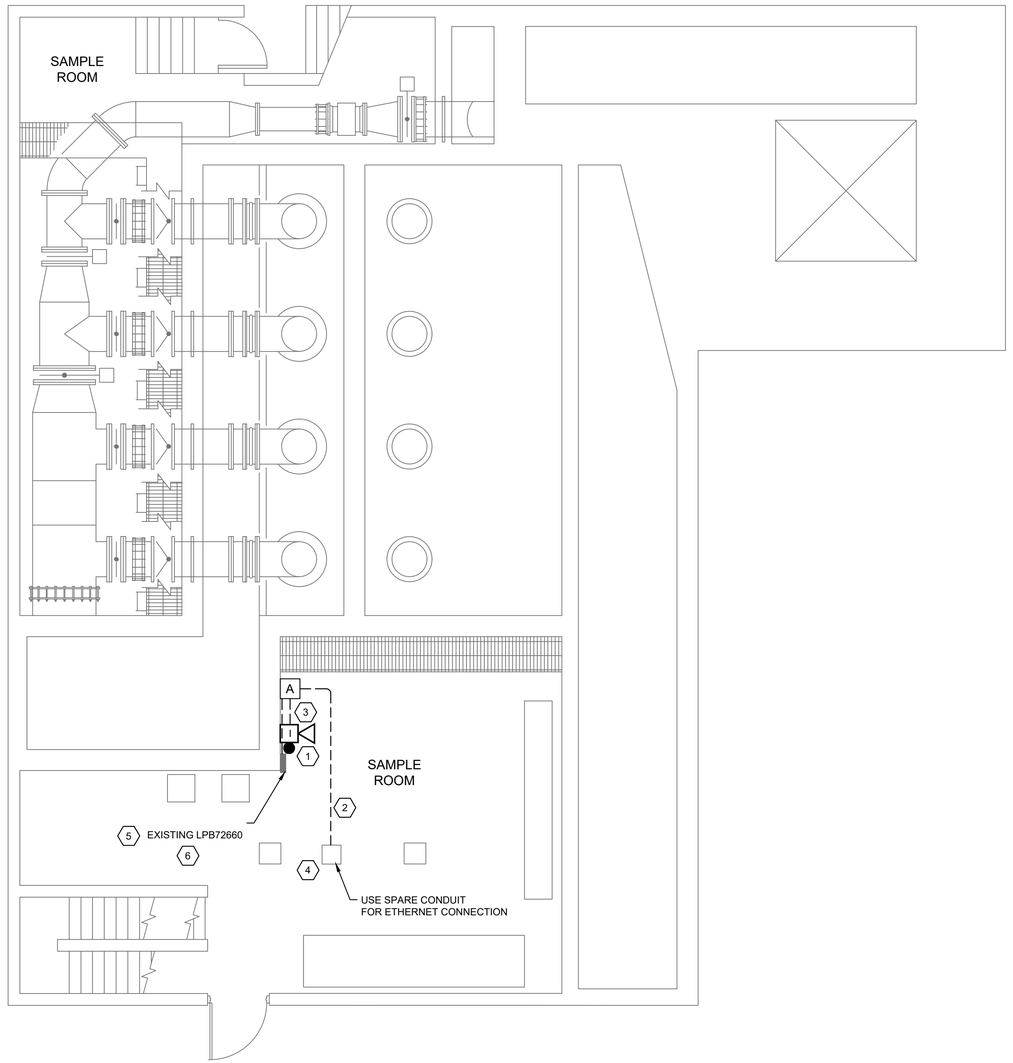

NITRIFICATION PUMP STATION - GROUND FLOOR

SCALE = NOT TO SCALE

N

0 2' 4' 8'

DO NOT SCALE DRAWING

Stantec
6995 Sierra Center Parkway Suite 200,
Reno, NV 89511-2279
www.stantec.com

The Contractor shall verify and be responsible for all dimensions. DO NOT scale the drawing - any errors or omissions shall be reported to Stantec without delay.
The Copyrights to all designs and drawings are the property of Stantec. Reproduction or use for any purpose other than that authorized by Stantec is forbidden.

Revision		By	Appd.	YY.MM.DD
5				
4				
3				
2				
1				

Issued		By	Appd.	YY.MM.DD
E				
D				
C				
B		JAC	BW	22.07.01
A	ISSUE FOR BID			

REGISTERED PROFESSIONAL ENGINEER
LONG V. HOANG
No. 019006
EXP. 6-30-23
ELECTRICAL
STATE OF NEVADA

Client/Project
TRUCKEE MEADOWS WATER RECLAMATION FACILITY

ALARM UPGRADE

Washoe County, Nevada

Title
ELECTRICAL
NITRIFICATION PUMP STATION - GROUND FLOOR
ALARM PLAN

Project Number:	181307119
File Name:	08_E-07-101.dwg

HAM	LVH	BW	JUL 2022
Dwn.	Chkd.	Dsgn.	Date

Drawing No. E-07-101
Revision Sheet

\\us0319-cpt1p01\Workgroup\1840\active\184039045\drawing\cct\08_E-07-101.dwg
7/22/2022 11:10 AM By: Morales, Heather
ORIGINAL SHEET - ANSI D

GENERAL SHEET NOTES

A. PROVIDE ALL WORK IN ACCORDANCE WITH PROJECT SPECIFICATIONS.
B. THE LENGTH OF THE CONDUITS FROM AMPLIFIER TO SPEAKER AND/OR STROBE NEED TO BE 50 FT OR LESS.
C. SUPPLY AND INSTALL 18AWG, SINGLE TWISTED PAIR CABLE TO CONNECT THE SPEAKER(S) AND STROBE(S) FROM AMPLIFIER.
D. SUPPLY AND INSTALL 2#12, 1#12 GND CABLE FOR THE POWER OF AMPLIFIER.

SHEET KEYNOTES

1. AREA 07. REFER TO E-00-601 FOR RISER DIAGRAM.
2. SUPPLY AND INSTALL 1"C-(1) CAT 6 CABLE.
3. 3/4" CONDUIT.
4. UTILIZE EXISTING PANEL YY (LPB72615) CIRCUIT 23 FOR THE POWER OF AMPLIFIER.

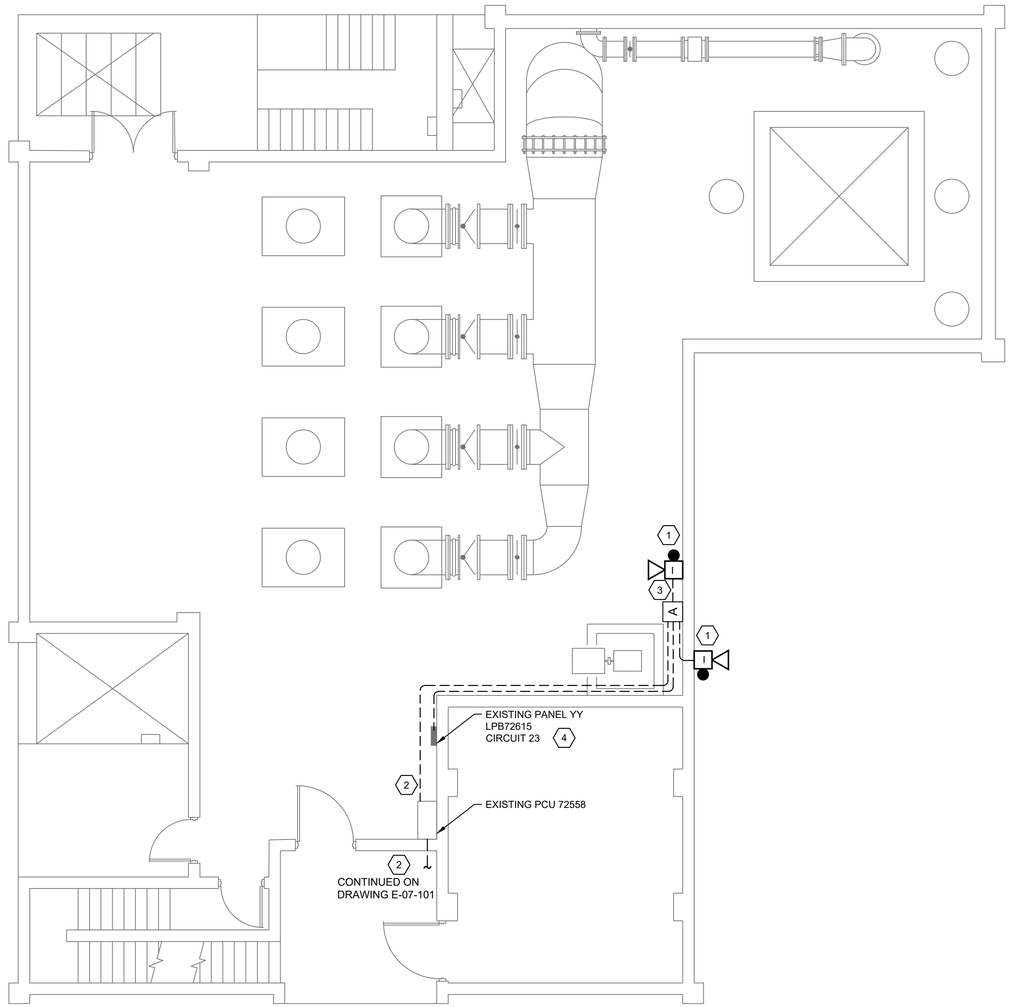

NITRIFICATION PUMP STATION - SECOND FLOOR

SCALE = NOT TO SCALE

N

0 2' 4' 8'

DO NOT SCALE DRAWING

Stantec
6995 Sierra Center Parkway Suite 200.
Reno, NV 89511-2279
www.stantec.com

The Contractor shall verify and be responsible for all dimensions. DO NOT scale the drawing - any errors or omissions shall be reported to Stantec without delay.
The Copyrights to all designs and drawings are the property of Stantec. Reproduction or use for any purpose other than those authorized by Stantec is forbidden.

Revision	By	Appd.	YY.MM.DD
5			
4			
3			
2			
1			

Issued	By	Appd.	YY.MM.DD
E			
D			
C			
B			
A ISSUE FOR BID	JAC	BW	22.07.01

REGISTERED PROFESSIONAL ENGINEER
LONG V. HOANG
No. 019006
EXP. 6-30-23
ELECTRICAL
STATE OF NEVADA

Client/Project
TRUCKEE MEADOWS WATER RECLAMATION FACILITY

ALARM UPGRADE

Washoe County, Nevada

Title ELECTRICAL
NITRIFICATION PUMP STATION - SECOND FLOOR
ALARM PLAN

Project Number:	181307119
File Name:	09_E-07-102.dwg

HAM	LVH	BW	JUL 2022
Dwn.	Chkd.	Dsgn.	Date

Drawing No. E-07-102
Revision Sheet

\\us033-prd01\Workgroup\1840\active\184307965\drawing\oct\09_E-07-102.dwg
7/21/2022 11:19 AM By: hoadles, heather

ORIGINAL SHEET - ANSI D

GENERAL SHEET NOTES

A. PROVIDE ALL WORK IN ACCORDANCE WITH PROJECT SPECIFICATIONS.
B. THE LENGTH OF THE CONDUITS FROM AMPLIFIER TO SPEAKER AND/OR STROBE NEED TO BE 50 FT OR LESS.
C. SUPPLY AND INSTALL 18AWG, SINGLE TWISTED PAIR CABLE TO CONNECT THE SPEAKER(S) AND STROBE(S) FROM AMPLIFIER.
D. SUPPLY AND INSTALL 2#12, 1#12 GND CABLE FOR THE POWER OF AMPLIFIER.

SHEET KEYNOTES

1. AREA 09. REFER TO E-00-601 FOR RISER DIAGRAM.
2. SUPPLY AND INSTALL 1"C-(1) CAT 6.
3. 3/4" CONDUIT.
4. CONTINUE TO ROUTE CONDUITS THROUGH DENITRIFICATION FACILITY - GROUND FLOOR. (SEE SHEET E-09-102)

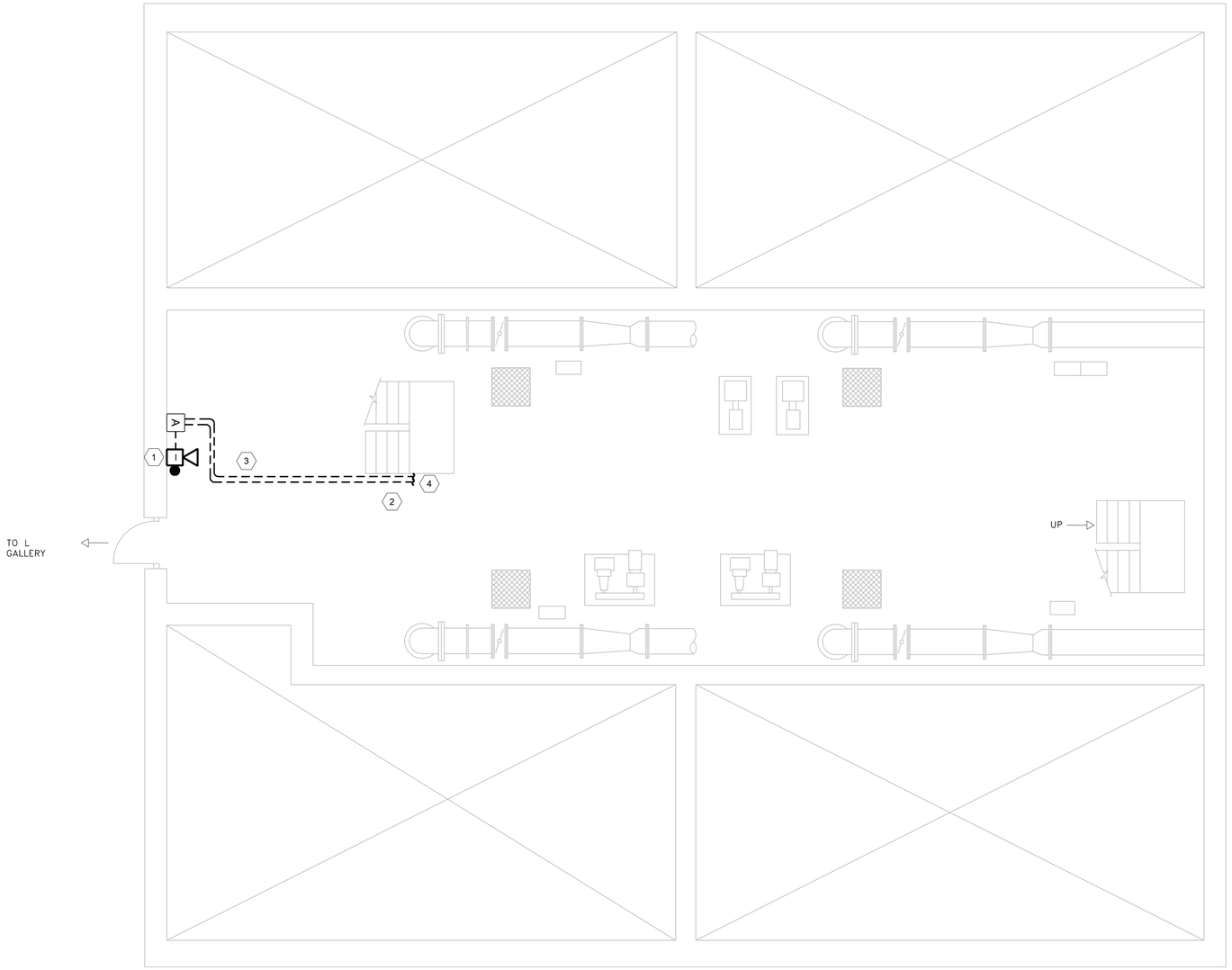

DENITRIFICATION FACILITY - LOWER FLOOR

SCALE = NOT TO SCALE

N

0 2' 4' 8'

DO NOT SCALE DRAWING

Stantec
6995 Sierra Center Parkway, Suite 200,
Reno, NV 89511-2279
www.stantec.com

The Contractor shall verify and be responsible for all dimensions. DO NOT scale the drawing - use only dimensions shown on drawing. Any errors or omissions shall be reported to Stantec without delay.
The Copyrights to all designs and drawings are the property of Stantec. Reproduction or use for any purpose other than that authorized by Stantec is forbidden.

Revision	By	Appd.	YY.MM.DD
5			
4			
3			
2			
1			

Issued	By	Appd.	YY.MM.DD
A. ISSUE FOR BID	JAC	BW	22.07.01
B			
C			
D			
E			

REGISTERED PROFESSIONAL ENGINEER
LONG V. HOANG
No. 019006
Expires: 6-30-23
ELECTRICAL
STATE OF NEVADA

Client/Project
TRUCKEE MEADOWS WATER RECLAMATION FACILITY

ALARM UPGRADE

Washoe County, Nevada

Title ELECTRICAL
DENITRIFICATION FACILITY - LOWER FLOOR
ALARM PLAN

Project Number:	181307119
File Name:	10_E-09-101.dwg

HAM	LVH	BW	JUL 2022
Dwn.	Chkd.	Dsgn.	Date

Drawing No. E-09-101
Revision Sheet

\\ad3\19-ad3d11\Workgroup\1840\active\184339240\drawing\act1\10_E-09-101.dwg
7/22/2022 11:19 AM By: Morales, Heather

ORIGINAL SHEET - ANSI D

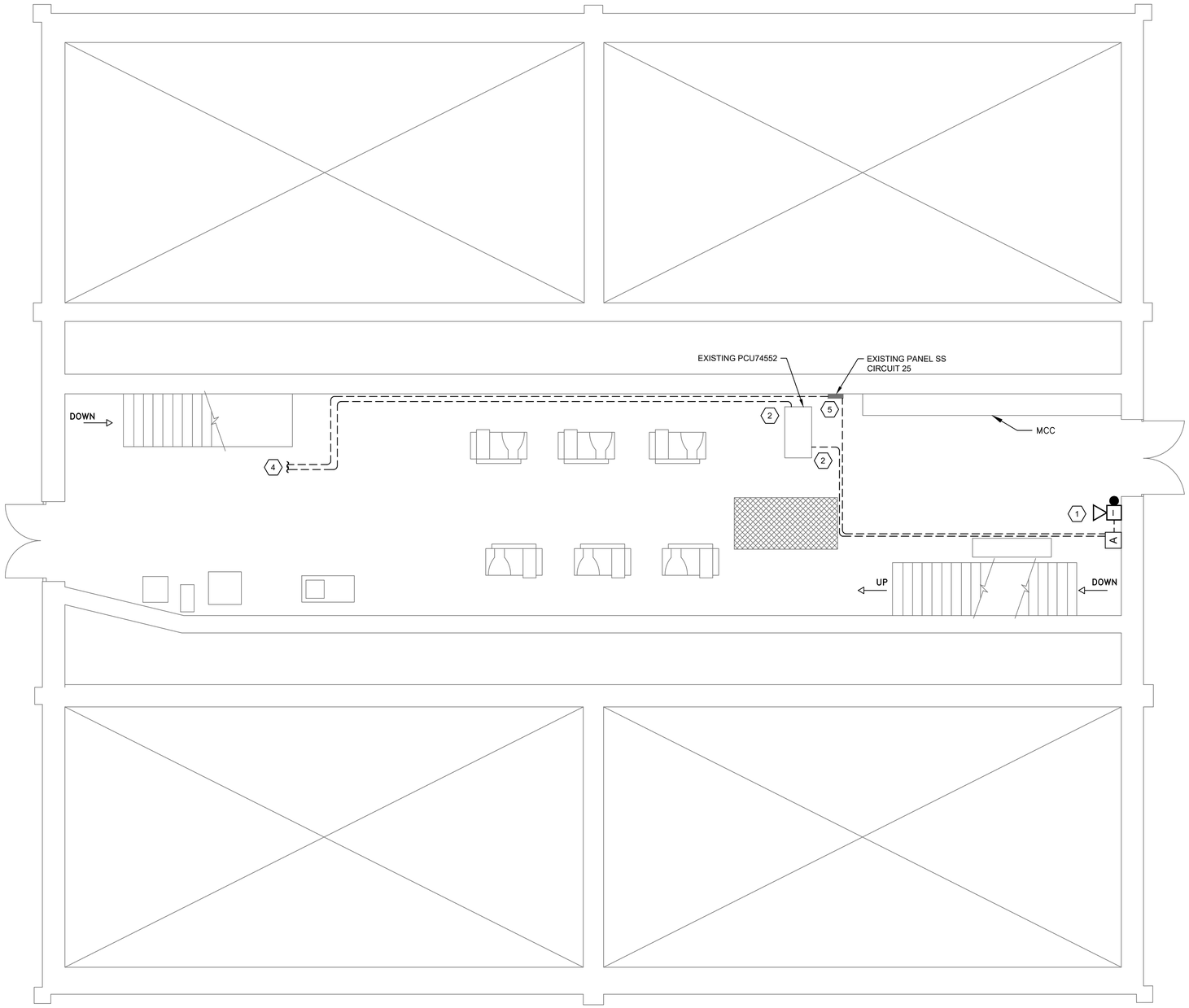

GENERAL SHEET NOTES

A. PROVIDE ALL WORK IN ACCORDANCE WITH PROJECT SPECIFICATIONS.
B. THE LENGTH OF THE CONDUITS FROM AMPLIFIER TO SPEAKER AND/OR STROBE NEED TO BE 50 FT OR LESS.
C. SUPPLY AND INSTALL 18AWG, SINGLE TWISTED PAIR CABLE TO CONNECT THE SPEAKER(S) AND STROBE(S) FROM AMPLIFIER.
D. SUPPLY AND INSTALL 2#12, 1#12 GND CABLE FOR THE POWER OF AMPLIFIER.

SHEET KEYNOTES

1. AREA 09. REFER TO E-00-601 FOR RISER DIAGRAM.
2. SUPPLY AND INSTALL 1"C-(1) CAT 6 CABLE.
3. 3/4" CONDUIT.
4. CONTINUE FROM SHEET E-09-101
5. UTILIZE EXISTING PANEL SS CIRCUIT 25 FOR THE POWER OF AMPLIFIERS.

DENITRIFICATION FACILITY - GROUND FLOOR

SCALE = NOT TO SCALE

N

0 2' 4' 8'

DO NOT SCALE DRAWING

Stantec
6995 Sierra Center Parkway Suite 200.
Reno, NV 89511-2279
www.stantec.com

The Contractor shall verify and be responsible for all dimensions. DO NOT scale the drawing - any errors or omissions shall be reported to Stantec without delay.
The Copyrights to all designs and drawings are the property of Stantec. Reproduction or use for any purpose other than authorized by Stantec is forbidden.

Revision	By	Appd.	YY.MM.DD
5			
4			
3			
2			
1			

Issued	By	Appd.	YY.MM.DD
E			
D			
C			
B			
A ISSUE FOR BID	JAC	BW	22.07.01

REGISTERED PROFESSIONAL ENGINEER
LONG V. HOANG
No. 019006
ELECTRICAL
STATE OF NEVADA

Client/Project
TRUCKEE MEADOWS WATER RECLAMATION FACILITY

ALARM UPGRADE

Washoe County, Nevada

Title ELECTRICAL
DENITRIFICATION FACILITY - GROUND FLOOR
ALARM PLAN

Project Number:	181307119
File Name:	11_E-09-102.dwg

HAM	LVH	BW	JUL 2022
Dwn.	Chkd.	Dsgn.	Date

Drawing No. E-09-102
Revision Sheet

\\ca0335-pcfs01\Workgroup\1840\active\181307119\drawing\act\11_E-09-102.dwg
7/27/2022 7:24 AM By: Hoadley, Heather

ORIGINAL SHEET - ANSI D

GENERAL SHEET NOTES

A. PROVIDE ALL WORK IN ACCORDANCE WITH PROJECT SPECIFICATIONS.
B. THE LENGTH OF THE CONDUITS FROM AMPLIFIER TO SPEAKER AND/OR STROBE NEED TO BE 50 FT OR LESS.
C. SUPPLY AND INSTALL 18AWG, SINGLE TWISTED PAIR CABLE TO CONNECT THE SPEAKER(S) AND STROBE(S) FROM AMPLIFIER.
D. SUPPLY AND INSTALL 2#12, 1#12 GND CABLE FOR THE POWER OF AMPLIFIER.

SHEET KEYNOTES

1. AREA 10. REFER TO E-00-601 FOR RISER DIAGRAM.
2. SUPPLY AND INSTALL 1"C-(1) CAT 6 CABLE.
3. 3/4" CONDUIT.
4. STROBE ONLY IN THIS LOCATION.
5. RECEIVE POWER FROM PANEL AA (LPB 81622 CIRCUIT 37) AND COMMUNICATION FROM PCU 81538 AT FILTER BUILDING, MCC ROOM. REFER TO DRAWING E-10-103.

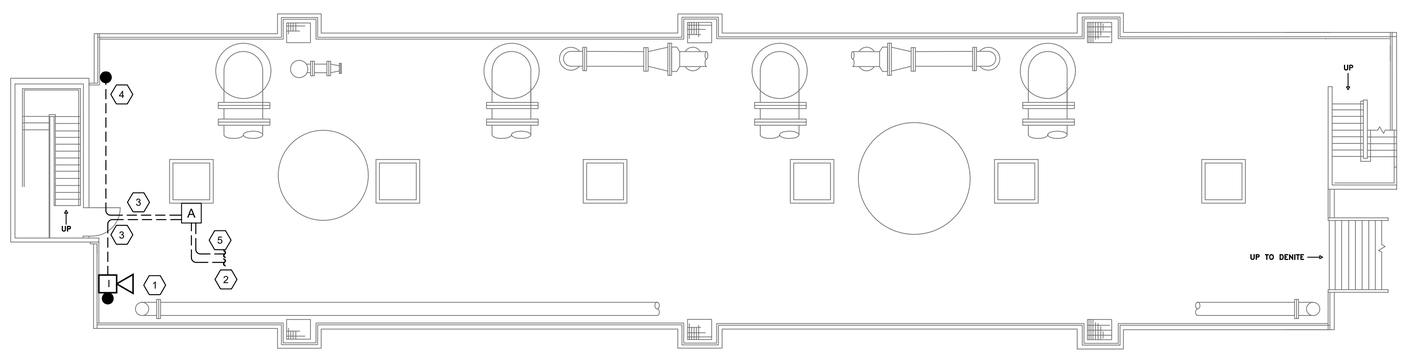

FILTER BUILDING - BASEMENT

SCALE = NOT TO SCALE

N

0 4' 8' 16'

DO NOT SCALE DRAWING

Stantec
6995 Sierra Center Parkway Suite 200,
Reno, NV 89511-2279
www.stantec.com

The Contractor shall verify and be responsible for all dimensions. DO NOT scale the drawing - any errors or omissions shall be reported to Stantec without delay. The Copyrights to all designs and drawings are the property of Stantec. Reproduction or use for any purpose other than that authorized by Stantec is forbidden.

Revision		By	Appd.	YY.MM.DD
5				
4				
3				
2				
1				

Issued		By	Appd.	YY.MM.DD
A	ISSUE FOR BID	JAC	BW	22.07.01
B				
C				
D				
E				

REGISTERED PROFESSIONAL ENGINEER
LONG V. HOANG
No. 019006
EXP. 6-30-23
ELECTRICAL
STATE OF NEVADA

Client/Project
TRUCKEE MEADOWS WATER RECLAMATION FACILITY

ALARM UPGRADE

Washoe County, Nevada

Title ELECTRICAL
FILTER BUILDING - BASEMENT
ALARM PLAN

Project Number:	181307119
File Name:	12_E-10-101.dwg

HAM	LVH	BW	JUL 2022
Dwn.	Chkd.	Dsgn.	Date

Drawing No. E-10-101
Revision Sheet

\\us2312-pcfs01\Workgroup\1840\active\184032960\drawing\acad\12_E-10-101.dwg
7/21/2022 11:28 AM By: Morales, Heather
ORIGINAL SHEET - ANSI D

GENERAL SHEET NOTES

A. PROVIDE ALL WORK IN ACCORDANCE WITH PROJECT SPECIFICATIONS.
B. THE LENGTH OF THE CONDUITS FROM AMPLIFIER TO SPEAKER AND/OR STROBE NEED TO BE 50 FT OR LESS.
C. SUPPLY AND INSTALL 18AWG, SINGLE TWISTED PAIR CABLE TO CONNECT THE SPEAKER(S) AND STROBE(S) FROM AMPLIFIER.
D. SUPPLY AND INSTALL 2#12, 1#12 GND CABLE FOR THE POWER OF AMPLIFIER.

SHEET KEYNOTES

1. AREA 10. REFER TO E-00-601 FOR RISER DIAGRAM.
2. RECEIVE POWER FROM PANEL AA (LPB 81622 CIRCUIT 37) AND COMMUNICATION FROM PCU 81538 AT FILTER BUILDING, MCC ROOM. REFER TO DRAWING E-10-103.
3. 3/4" CONDUIT.
4. SUPPLY AND INSTALL 1"C-(1) CAT 6 CABLE.

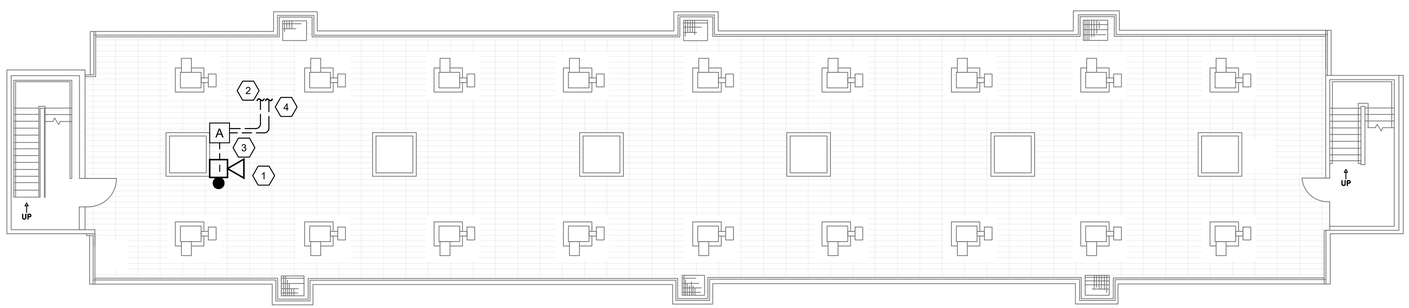

FILTER BUILDING - GROUND FLOOR

SCALE = NOT TO SCALE

N

0 4' 8' 16'

DO NOT SCALE DRAWING

Stantec
6995 Sierra Center Parkway Suite 200.
Reno, NV 89511-2279
www.stantec.com

The Contractor shall verify and be responsible for all dimensions. DO NOT scale the drawing - any errors or omissions shall be reported to Stantec without delay.
The Copyrights to all designs and drawings are the property of Stantec. Reproduction or use for any purpose other than that authorized by Stantec is forbidden.

Revision	By	Appd.	YY.MM.DD
5			
4			
3			
2			
1			

Issued	By	Appd.	YY.MM.DD
E			
D			
C			
B			
A ISSUE FOR BID	JAC	BW	22.07.01

REGISTERED PROFESSIONAL ENGINEER
LONG V. HOANG
No. 019006
EXP. 6-30-23
ELECTRICAL
STATE OF NEVADA

Client/Project
TRUCKEE MEADOWS WATER RECLAMATION FACILITY

ALARM UPGRADE

Washoe County, Nevada

Title ELECTRICAL
FILTER BUILDING - GROUND FLOOR
ALARM PLAN

Project Number:	181307119
File Name:	13_E-10-102.dwg

HAM	LVH	BW	JUL 2022
Dwn.	Chkd.	Dsgn.	Date

Drawing No. E-10-102
Revision Sheet

\\us031-prfpsl01\Workgroup\1840\active\184307965\drawing\oct\13_E-10-102.dwg
7/22/2022 7:24 PM By: Hoang, Hoang
ORIGINAL SHEET - ANSI D

GENERAL SHEET NOTES

A. PROVIDE ALL WORK IN ACCORDANCE WITH PROJECT SPECIFICATIONS.
B. THE LENGTH OF THE CONDUITS FROM AMPLIFIER TO SPEAKER AND/OR STROBE NEED TO BE 50 FT OR LESS.
C. SUPPLY AND INSTALL 18AWG, SINGLE TWISTED PAIR CABLE TO CONNECT THE SPEAKER(S) AND STROBE(S) FROM AMPLIFIER.
D. SUPPLY AND INSTALL 2#12, 1#12 GND CABLE FOR THE POWER OF AMPLIFIER.

SHEET KEYNOTES

1. AREA 10. REFER TO E-00-601 FOR RISER DIAGRAM.
2. SUPPLY AND INSTALL 1"C-(1) CAT 6 CABLE.
3. 3/4" CONDUIT.
4. EXTEND STROBE TO THE CEILING.
5. UTILIZE EXISTING PANEL AA (LPB 81622) CIRCUIT 37 FOR THE POWER OF AMPLIFIERS.

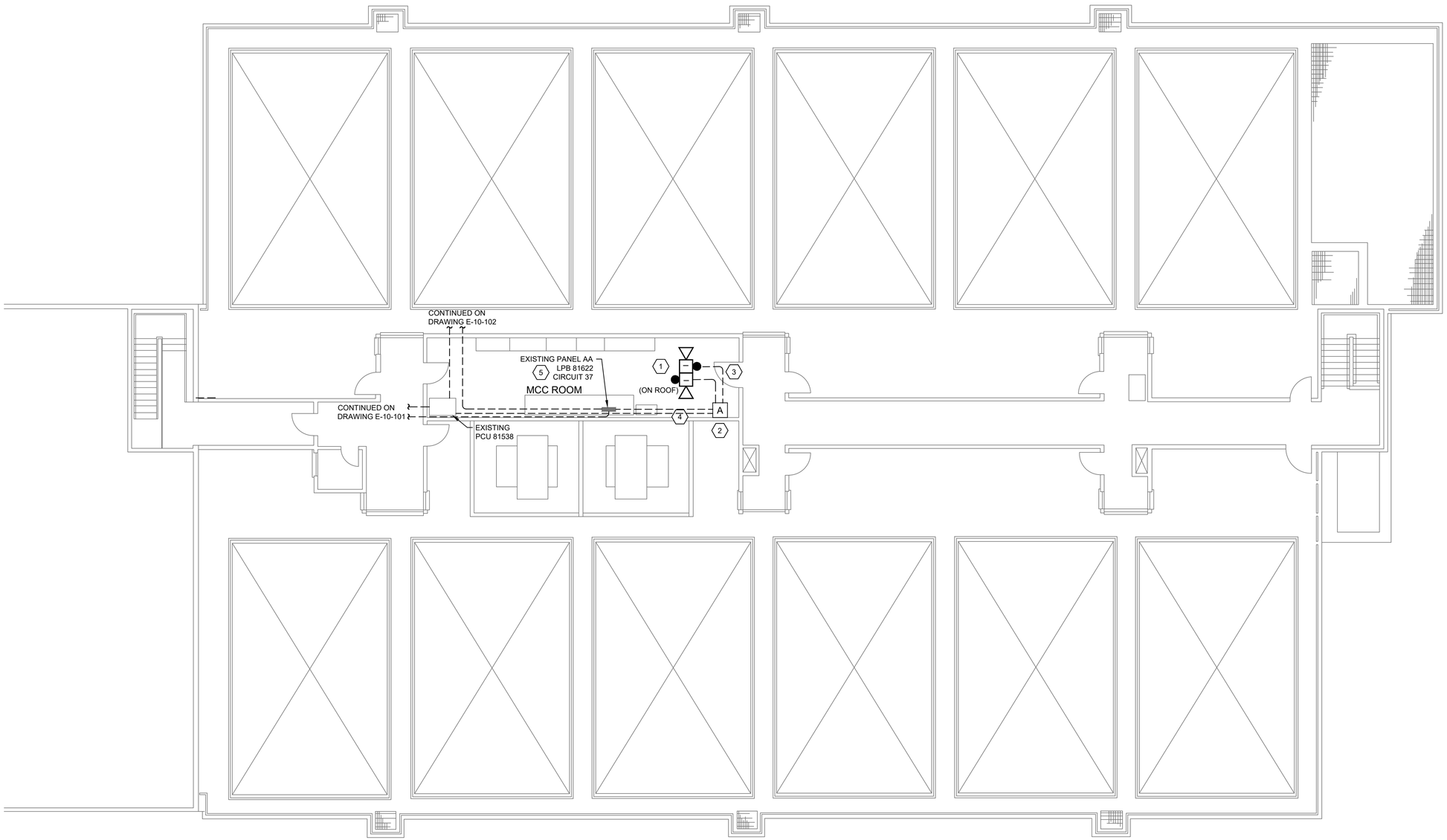

FILTER BUILDING - GALLERY

SCALE = NOT TO SCALE

N

0 4' 8' 16'

DO NOT SCALE DRAWING

Stantec

6995 Sierra Center Parkway Suite 200.
Reno, NV 89511-2279
www.stantec.com

The Contractor shall verify and be responsible for all dimensions. DO NOT scale the drawing - any errors or omissions shall be reported to Stantec without delay.
The Copyrights to all designs and drawings are the property of Stantec. Reproduction or use for any purpose other than authorized by Stantec is forbidden.

Revision	By	Appd.	YY.MM.DD
5			
4			
3			
2			
1			

Issued	By	Appd.	YY.MM.DD
E			
D			
C			
B			
A ISSUE FOR BID	JAC	BW	22.07.01

REGISTERED PROFESSIONAL ENGINEER
LONG V. HOANG
No. 019006
Exp. 6-30-23
ELECTRICAL
STATE OF NEVADA

Client/Project
TRUCKEE MEADOWS WATER RECLAMATION FACILITY

ALARM UPGRADE

Washoe County, Nevada

Title ELECTRICAL
FILTERS BUILDING - GALLERY
ALARM PLAN

Project Number: 181307119
File Name: 14_E-10-103.dwg

HAM	LVH	BW	JUL 2022
Dwn.	Chkd.	Dsgn.	Date

Drawing No. E-10-103
Revision Sheet

\\us0315-ppfs01\Workgroup\1840\active\184309765\drawing\ucs\14_E-10-103.dwg
7/22/2022 11:54 AM By: Rosales, Heather

ORIGINAL SHEET - ANSI D

GENERAL SHEET NOTES

A. PROVIDE ALL WORK IN ACCORDANCE WITH PROJECT SPECIFICATIONS.
B. THE LENGTH OF THE CONDUITS FROM AMPLIFIER TO SPEAKER AND/OR STROBE NEED TO BE 50 FT OR LESS.
C. SUPPLY AND INSTALL 18AWG, SINGLE TWISTED PAIR CABLE TO CONNECT THE SPEAKER(S) AND STROBE(S) FROM AMPLIFIER.
D. SUPPLY AND INSTALL 2#12, 1#12 GND CABLE FOR THE POWER OF AMPLIFIER.

SHEET KEYNOTES

1. AREA 13. REFER TO E-00-601 FOR RISER DIAGRAM.
2. SUPPLY AND INSTALL 1"C-(1) CAT 6 CABLE.
3. 3/4" CONDUIT.
4. CONTINUE ROUTE CONDUITS THROUGH GALLERY C. CONNECT POWER FROM PANEL G (LPB 24603 CIRCUIT 38) AND COMMUNICATION FROM PCU24607. REFER TO DRAWING E-42-101.

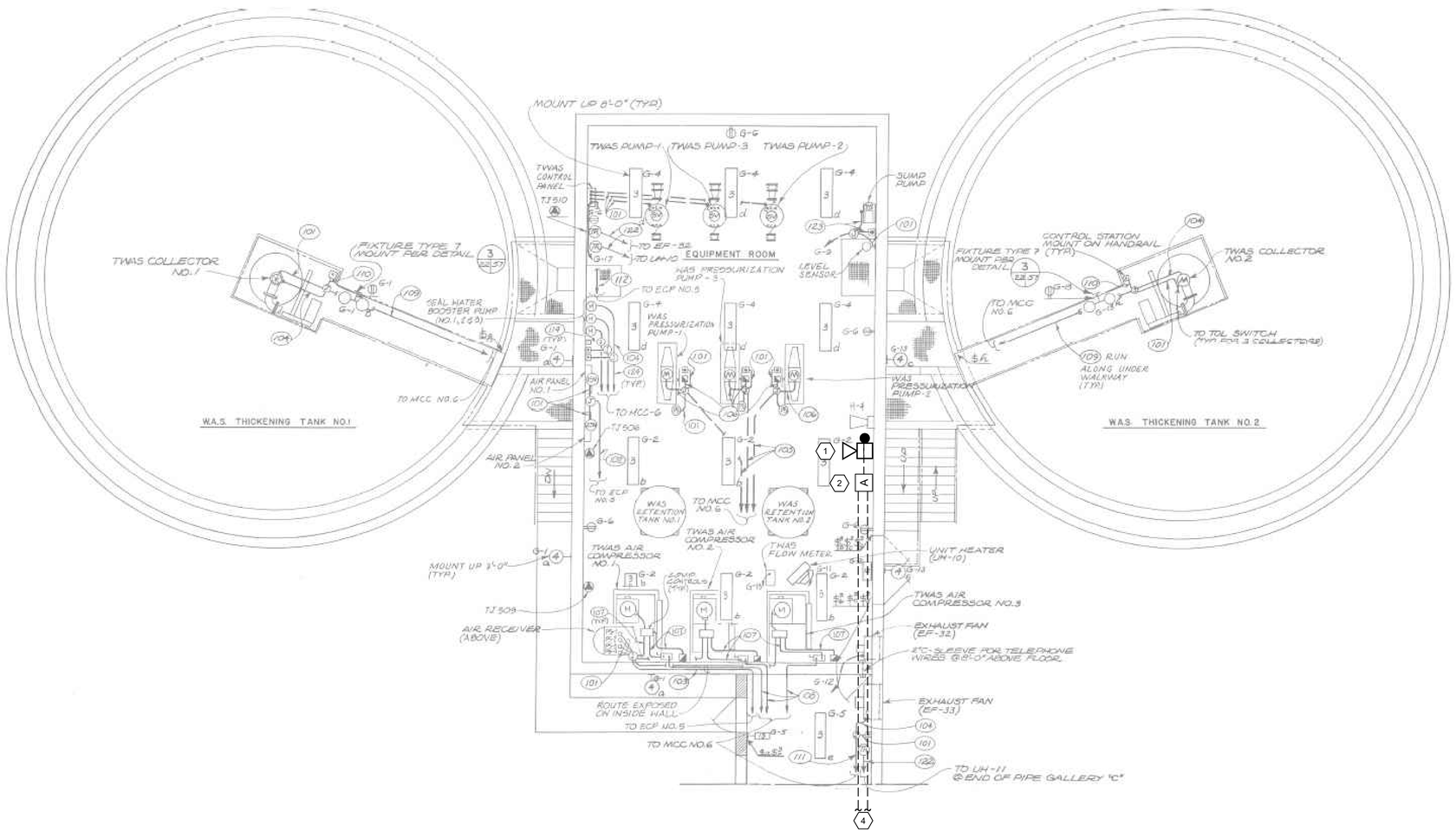

WAS THICKENING FACILITY (COMPRESSOR ROOM)

SCALE = NOT TO SCALE

0 4' 8' 16'

DO NOT SCALE DRAWING

Stantec
6995 Sierra Center Parkway Suite 200,
Reno, NV 89511-2279
www.stantec.com

The Contractor shall verify and be responsible for all dimensions. DO NOT scale the drawing - any errors or omissions shall be reported to Stantec without delay. The Copyrights to all designs and drawings are the property of Stantec. Reproduction or use for any purpose other than that authorized by Stantec is forbidden.

Revision	By	Appd.	YY.MM.DD
5			
4			
3			
2			
1			
E			
D			
C			
B			
A. ISSUE FOR BID	JAC	BW	22.07.01

Issued

REGISTERED PROFESSIONAL ENGINEER
LONG V. HOANG
No. 019006
ELECTRICAL
STATE OF NEVADA

Client/Project
TRUCKEE MEADOWS WATER RECLAMATION FACILITY

ALARM UPGRADE

Washoe County, Nevada

Title ELECTRICAL
WAS THICKENING FACILITY (COMPRESSOR ROOM)
ALARM PLAN

Project Number:	181307119
File Name:	15_E-13-101.dwg

HAM	LVH	BW	JUL 2022
Dwn.	Chkd.	Dsgn.	Date

Drawing No. E-13-101
Revision Sheet

\\us319-prfs01\Workgroup\1840\active\184309161\drawing\act\15_E-13-101.dwg
7/21/2022 11:36 AM By: Morales, Heather

ORIGINAL SHEET - ANSI D

GENERAL SHEET NOTES

A. PROVIDE ALL WORK IN ACCORDANCE WITH PROJECT SPECIFICATIONS.
B. THE LENGTH OF THE CONDUITS FROM AMPLIFIER TO SPEAKER AND/OR STROBE NEED TO BE 50 FT OR LESS.
C. SUPPLY AND INSTALL 18AWG, SINGLE TWISTED PAIR CABLE TO CONNECT THE SPEAKER(S) AND STROBE(S) FROM AMPLIFIER.
D. SUPPLY AND INSTALL 2#12, 1#12 GND CABLE FOR THE POWER OF AMPLIFIER.

SHEET KEYNOTES

1. AREA 16. REFER TO E-00-601 FOR RISER DIAGRAM.
2. SUPPLY AND INSTALL 1"C-(1) CAT 6 CABLE.
3. 3/4" CONDUIT.
4. CONTINUE TO ROUTE CONDUIT THROUGH SLUDGE DEWATERING BUILDING - SECOND FLOOR AT PROCESS CONTROL PCU 002 (PCU 33620) FOR ETHERNET CONNECTION. REFER TO DRAWING E-16-102.
5. CONTRACTOR SHALL CONFIRM THE CIRCUIT NUMBER WITH OWNER.

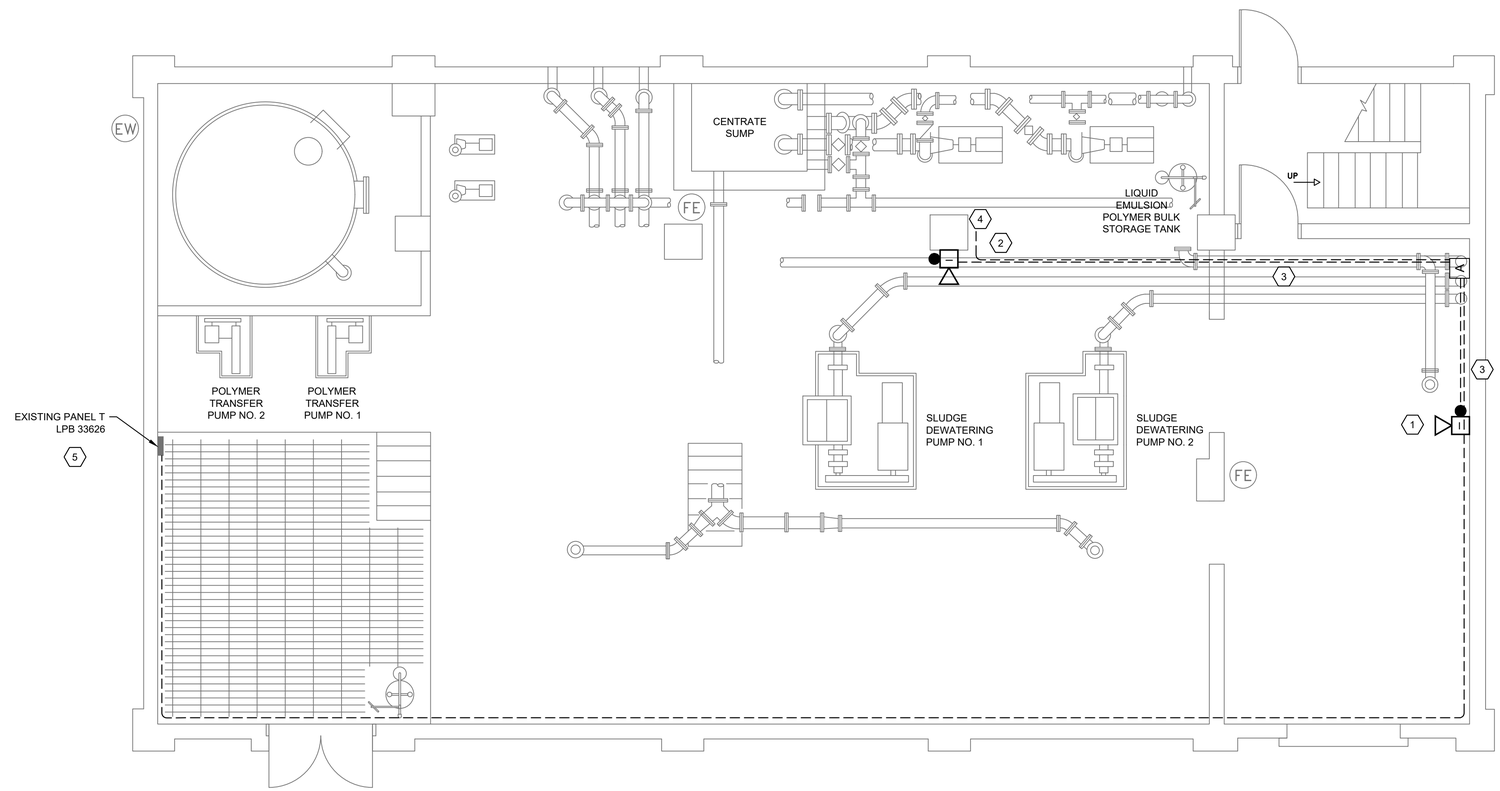

SLUDGE DEWATERING BUILDING - GROUND FLOOR

SCALE = NOT TO SCALE

N

0 2' 4' 8'

DO NOT SCALE DRAWING

Stantec
6995 Sierra Center Parkway, Suite 200,
Reno, NV 89511-2279
www.stantec.com

The Contractor shall verify and be responsible for all dimensions. DO NOT scale the drawing - use only dimensions that are given or calculated. Report errors and omissions to the Consultant for clarification and correction before work is done.
The Copyrights to all designs and drawings are the property of Stantec. Reproduction or use for any purpose other than that authorized by Stantec is forbidden.

Revision	By	Appd.	YY.MM.DD
5			
4			
3			
2			
1			

Issued	By	Appd.	YY.MM.DD
E			
D			
C			
B			
A ISSUE FOR BID	JAC	BW	22.07.01

REGISTERED PROFESSIONAL ENGINEER
LONG V. HOANG
No. 019006
EXP. 6-30-23
ELECTRICAL
STATE OF NEVADA

Client/Project
TRUCKEE MEADOWS WATER RECLAMATION FACILITY

ALARM UPGRADE

Washoe County, Nevada

Title ELECTRICAL
SLUDGE DEWATERING BUILDING - GROUND FLOOR
ALARM PLAN

Project Number:	181307119
File Name:	16_E-16-101.dwg

HAM	LVH	BW	JUL 2022
Dwn.	Chkd.	Dsgn.	Date

Drawing No. E-16-101
Revision Sheet

\\us2319-cpfs01\Workgroup\1840\active\184039765\drawing\cat\16_E-16-101.dwg
7/22/2022 12:19 PM By: Morales, Heather
ORIGINAL SHEET - ANSI D

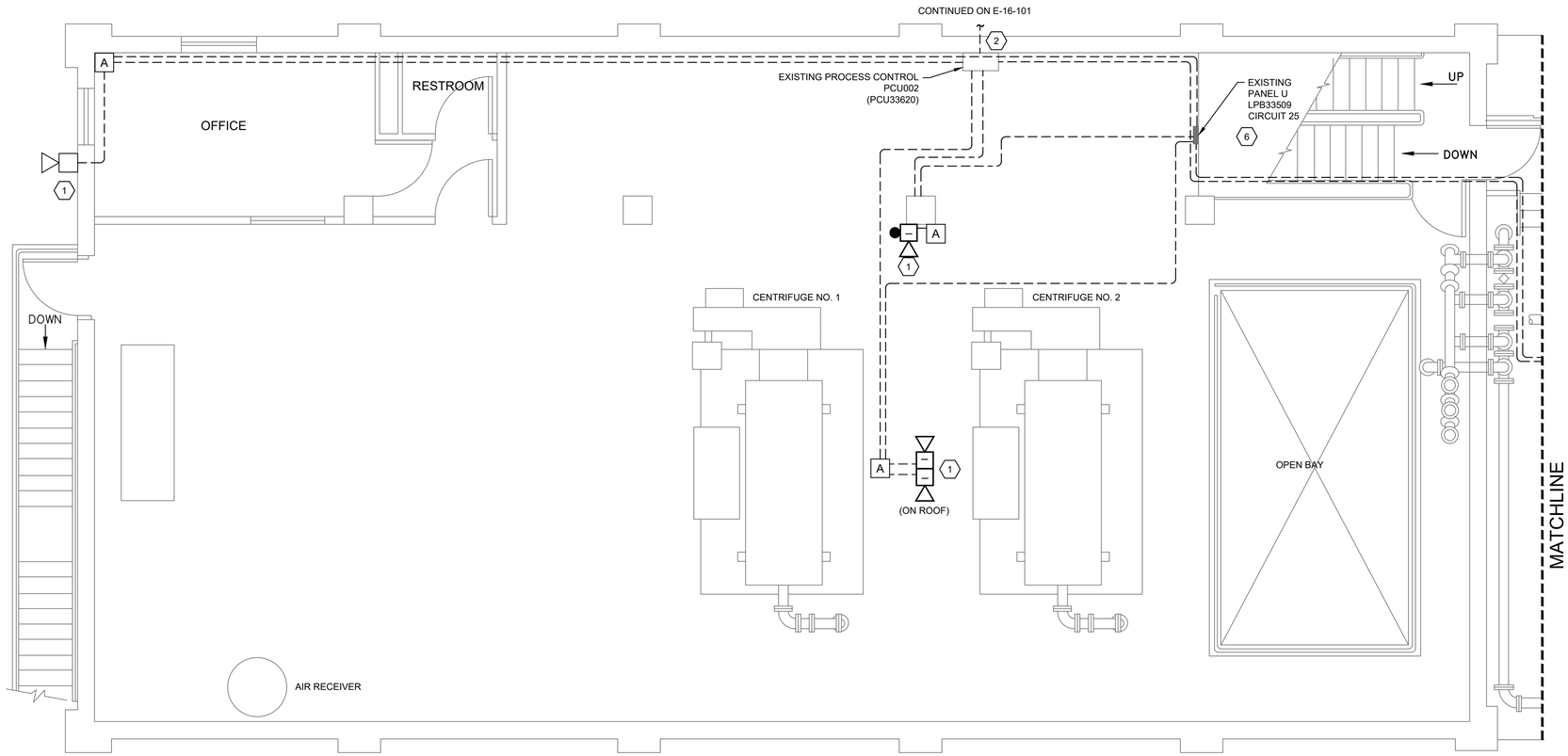

SLUDGE DEWATERING BUILDING - SECOND FLOOR

SCALE = NOT TO SCALE

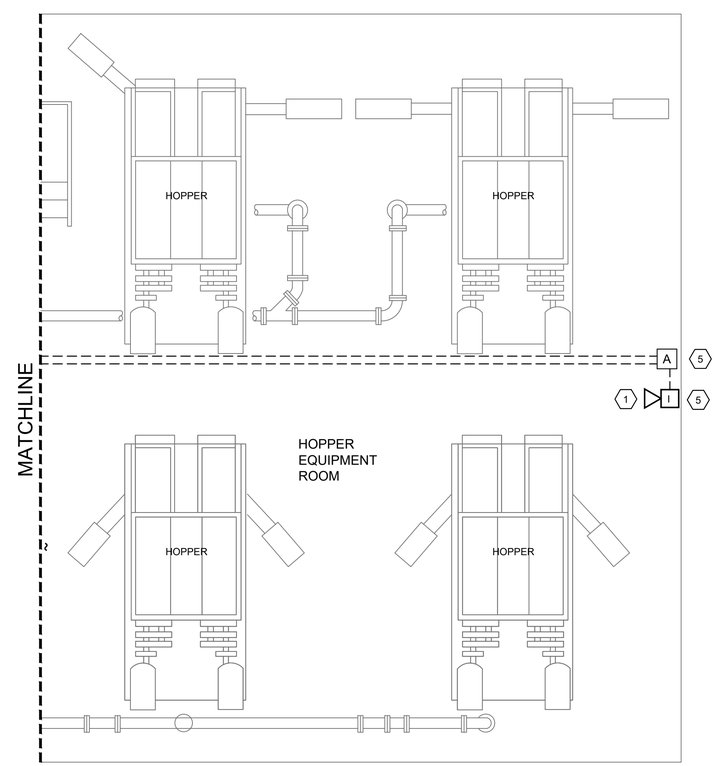

GENERAL SHEET NOTES

A. PROVIDE ALL WORK IN ACCORDANCE WITH PROJECT SPECIFICATIONS.
B. THE LENGTH OF THE CONDUITS FROM AMPLIFIER TO SPEAKER AND/OR STROBE NEED TO BE 50 FT OR LESS.
C. SUPPLY AND INSTALL 18AWG, SINGLE TWISTED PAIR CABLE TO CONNECT THE SPEAKER(S) AND STROBE(S) FROM AMPLIFIER.
D. SUPPLY AND INSTALL 2#12, 1#12 GND CABLE FOR THE POWER OF AMPLIFIER.

SHEET KEYNOTES

1. AREA 16. REFER TO E-00-601 FOR RISER DIAGRAM.
2. SUPPLY AND INSTALL 1"C-(1) CAT 6 CABLE.
3. 3/4" CONDUIT.
4. CONTRACTOR SHALL VERIFY LOCATION WITH OWNER. MOUNT THE SPEAKER OUTSIDE THE STRUCTURE.
5. CLASS 1 DIV 2 EXPLOSION PROOF SPEAKER AND AMPLIFIER.
6. UTILIZE EXISTING PANEL U (LPB33509) CIRCUIT 25 FOR THE POWER OF AMPLIFIERS.

N

0 2' 4' 8'

DO NOT SCALE DRAWING

Stantec
6995 Sierra Center Parkway Suite 200.
Reno, NV 89511-2279
www.stantec.com

The Contractor shall verify and be responsible for all dimensions. DO NOT scale the drawing - any errors or omissions shall be reported to Stantec without delay. The Copyrights to all designs and drawings are the property of Stantec. Reproduction or use for any purpose other than that authorized by Stantec is forbidden.

Revision	By	Appd.	YY.MM.DD
5			
4			
3			
2			
1			

Issued	By	Appd.	YY.MM.DD
E			
D			
C			
B			
A ISSUE FOR BID	JAC	BW	22.07.01

REGISTERED PROFESSIONAL ENGINEER
LONG V. HOANG
No. 019006
EXP. 6-30-23
ELECTRICAL
STATE OF NEVADA

Client/Project
TRUCKEE MEADOWS WATER RECLAMATION FACILITY

ALARM UPGRADE

Washoe County, Nevada

Title ELECTRICAL
SLUDGE DEWATERING BUILDING - SECOND FLOOR
ALARM PLAN

Project Number:	181307119
File Name:	17_E-16-102.dwg

HAM	LVH	BW	JUL 2022
Dwn.	Chkd.	Dsgn.	Date

Drawing No. E-16-102
Revision Sheet

\\us2315-cpp03\Workgroup\184Active\184039465\drawing\act\17_E-16-102.dwg
7/22/2022 11:46 AM By: hoang, long

ORIGINAL SHEET - ANSI D

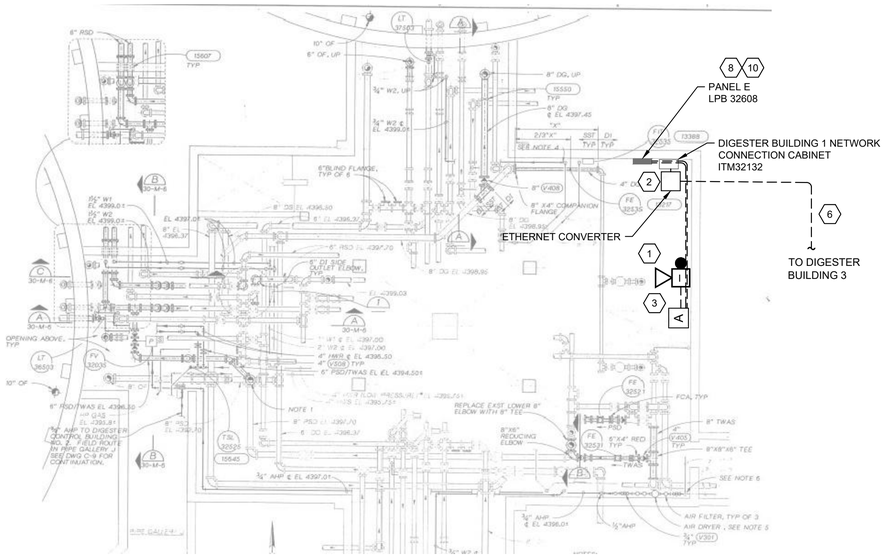

DIGESTER CONTROL BUILDING 1 (GROUND FLOOR)

SCALE = NOT TO SCALE

GENERAL SHEET NOTES

A. PROVIDE ALL WORK IN ACCORDANCE WITH PROJECT SPECIFICATIONS.
B. THE LENGTH OF THE CONDUITS FROM AMPLIFIER TO SPEAKER AND/OR STROBE NEED TO BE 50 FT OR LESS.
C. SUPPLY AND INSTALL 18AWG, SINGLE TWISTED PAIR CABLE TO CONNECT THE SPEAKER(S) AND STROBE(S) FROM AMPLIFIER.
D. SUPPLY AND INSTALL 2#12, 1#12 GND CABLE FOR THE POWER OF AMPLIFIER.

SHEET KEYNOTES

1. AREA 19. REFER TO E-00-601 FOR RISER DIAGRAM.
2. SUPPLY AND INSTALL 1"C-(1) CAT 6 CABLE.
3. 3/4" CONDUIT.
4. SUPPLY AND INSTALL NEW ETHERNET SWITCH (ARUBA CX 6100) AT DIGESTER CONTROL BUILDING 2 - LOWER FLOOR.
5. RECEIVE POWER FROM DIGESTER CONTROL BUILDING 2 - GROUND FLOOR (LPB 34610).
6. SUPPLY AND INSTALL UNDERGROUND 1"C-(1) CAT 6.
7. SUPPLY AND INSTALL NEW ETHERNET SWITCH CABINET (ARUBA CX 6100) AT DIGESTER CONTROL BUILDING 3.
8. UTILIZE EXISITNG PANRL LPB 32608 FOR THE POWER OF AMPLIFIER.
9. UTILIZE EXISTING PANELBOARD LPB 30601 (P-4-1) CIRCUIT 9 FOR THE POWER OF AMPLIFIER.
10. CONTRACTOR SHALL CONFIRM THE CIRCUIT NUMBER WITH OWNER.

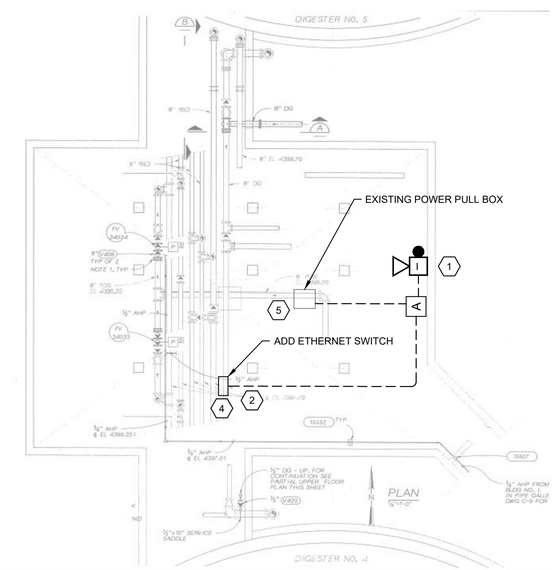

DIGESTER CONTROL BUILDING 2 (BASEMENT)

SCALE = NOT TO SCALE

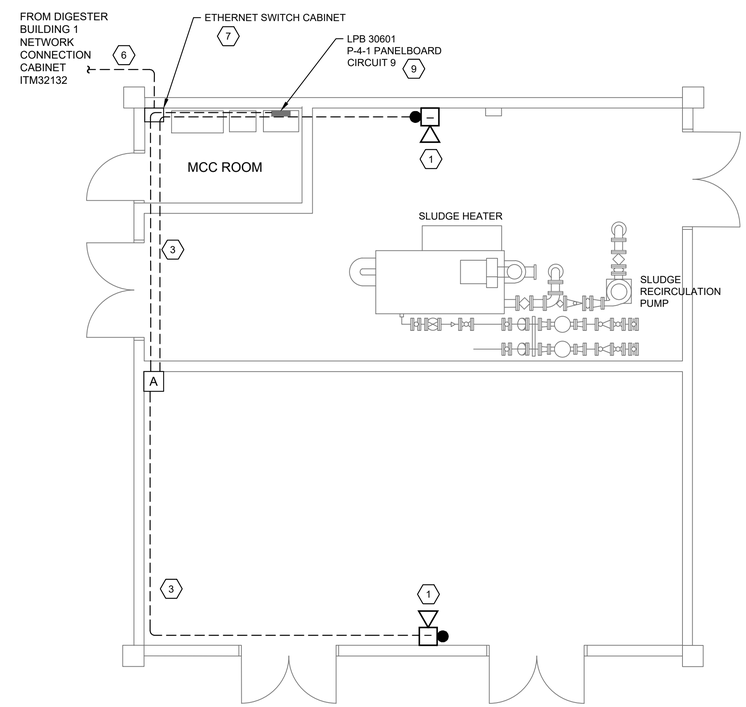

DIGESTER CONTROL BUILDING 3

SCALE = NOT TO SCALE

N

0 2' 4' 8'

DO NOT SCALE DRAWING

Stantec
6995 Sierra Center Parkway Suite 200.
Reno, NV 89511-2279
www.stantec.com

The Contractor shall verify and be responsible for all dimensions. DO NOT scale the drawing - any errors or omissions shall be reported to Stantec without delay. The Copyrights to all designs and drawings are the property of Stantec. Reproduction or use for any purpose other than that authorized by Stantec is forbidden.

Revision	By	Appd.	YY.MM.DD
5			
4			
3			
2			
1			

Issued	By	Appd.	YY.MM.DD
E			
D			
C			
B			
A ISSUE FOR BID	JAC	BW	22.07.01

REGISTERED PROFESSIONAL ENGINEER
LONG V. HOANG
No. 019006
Exp. 6-30-23
ELECTRICAL
STATE OF NEVADA

Client/Project
TRUCKEE MEADOWS WATER RECLAMATION FACILITY

ALARM UPGRADE

Washoe County, Nevada

Title ELECTRICAL
DIGESTER CONTROL BUILDINGS
ALARM PLAN

Project Number:	181307119
File Name:	18_E-19-101.dwg

HAM	LVH	BW	JUL 2022
Dwn.	Chkd.	Dsgn.	Date

Drawing No. E-19-101
Revision Sheet

\\us031ncds921\Vol4\grp\n\184D\active\184D2965\drawing\act\18_E-19-101.dwg
7/22/2022 1:59 PM By: Hoang, Hoang

ORIGINAL SHEET - ANSI D

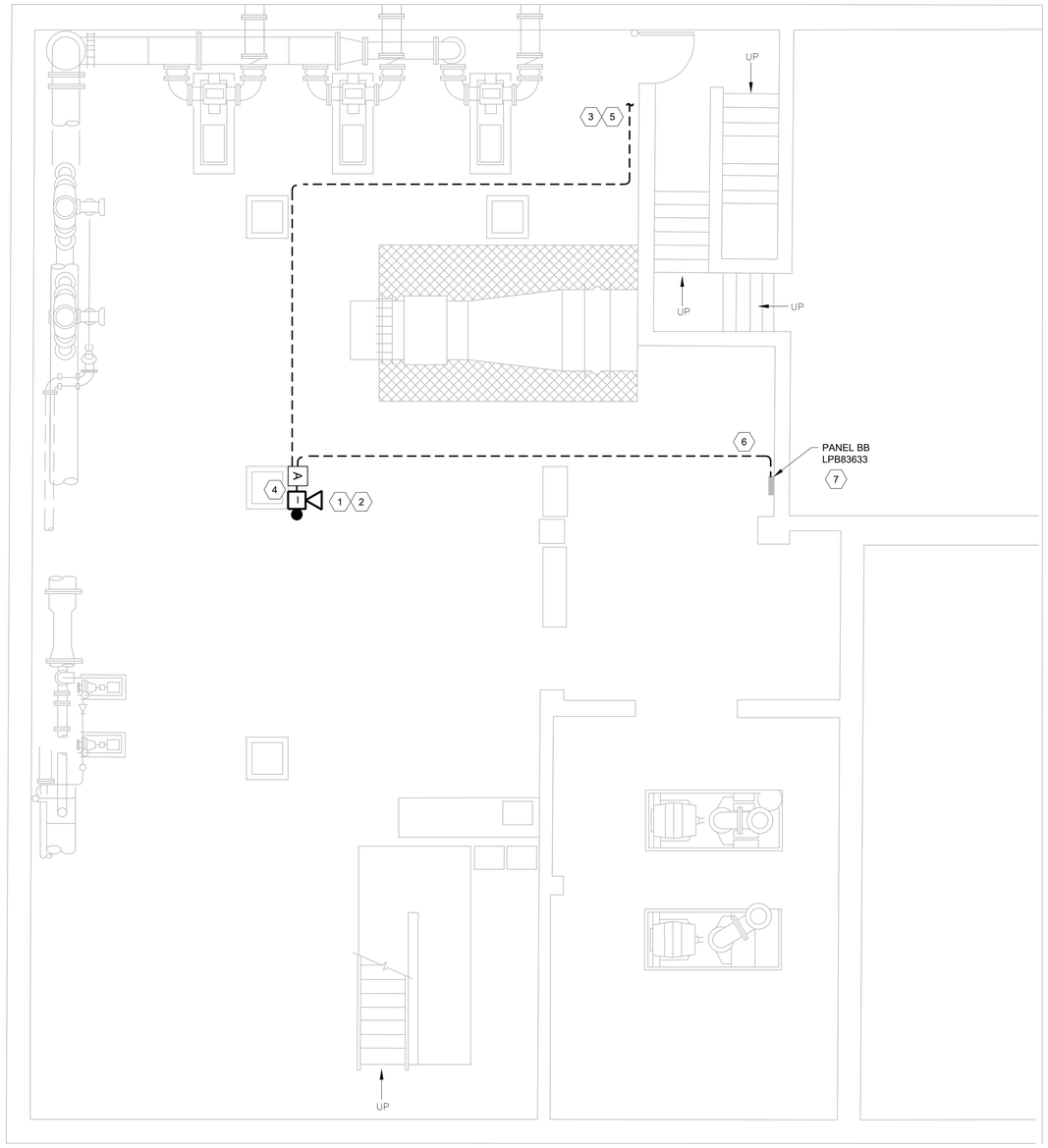

CHEMICAL BUILDING NO. 1 - LOWER FLOOR

SCALE = NOT TO SCALE

GENERAL SHEET NOTES

A. PROVIDE ALL WORK IN ACCORDANCE WITH PROJECT SPECIFICATIONS.
B. THE LENGTH OF THE CONDUITS FROM AMPLIFIER TO SPEAKER AND/OR STROBE NEED TO BE 50 FT OR LESS.
C. SUPPLY AND INSTALL 18AWG, SINGLE TWISTED PAIR CABLE TO CONNECT THE SPEAKER(S) AND STROBE(S) FROM AMPLIFIER.
D. SUPPLY AND INSTALL 2#12, 1#12 GND CABLE FOR THE POWER OF AMPLIFIER.

SHEET KEYNOTES

1. AREA 20. REFER TO E-00-601 FOR RISER DIAGRAM.
2. CONTRACTOR TO FURNISH AND INSTALL ON CENTER POLE AS SHOWN.
3. SUPPLY AND INSTALL 1"C-(1) CAT 6.
4. 3/4" CONDUIT.
5. USE EXISTING SPARE CONDUIT ON WALL AND ROUTE CONDUIT TO GROUND FLOOR (CHEMICAL BUILDING NO.1) PROCESS CONTROL 14 (PCU83514). REFER TO DWG E-20-102
6. UTILIZE EXISTING PANEL BB (LPB83633) FOR THE POWER OF AMPLIFIER.
7. CONTRACTOR SHALL CONFIRM THE CIRCUIT NUMBER WITH OWNER.

N

0 2' 4' 8'

DO NOT SCALE DRAWING

Stantec
6995 Sierra Center Parkway Suite 200.
Reno, NV 89511-2279
www.stantec.com

The Contractor shall verify and be responsible for all dimensions. DO NOT scale the drawing - any errors or omissions shall be reported to Stantec without delay.
The Copyrights to all designs and drawings are the property of Stantec. Reproduction or use for any purpose other than authorized by Stantec is forbidden.

Revision	By	Appd.	YY.MM.DD
5			
4			
3			
2			
1			

Issued	By	Appd.	YY.MM.DD
A ISSUE FOR BID	JAC	BW	22.07.01
B			
C			
D			
E			

REGISTERED PROFESSIONAL ENGINEER
LONG V. HOANG
No. 019006
EXP. 6-30-23
ELECTRICAL
STATE OF NEVADA

Client/Project
TRUCKEE MEADOWS WATER RECLAMATION FACILITY

ALARM UPGRADE

Washoe County, Nevada

Title ELECTRICAL
CHEMICAL BUILDING NO. 1 - LOWER FLOOR
ALARM PLAN

Project Number:	181307119
File Name:	19_E-20-101.dwg

HAM	LVH	BW	JUL 2022
Dwn.	Chkd.	Dsgn.	Date

Drawing No. E-20-101
Revision Sheet

\\us03.fedpd.sh\Workgroup\1840\active\184309605\drawing\acad\19_E-20-101.dwg
12/22/2022 12:03:19 AM by Autodesk, Inc.
ORIGINAL SHEET - ANSI D

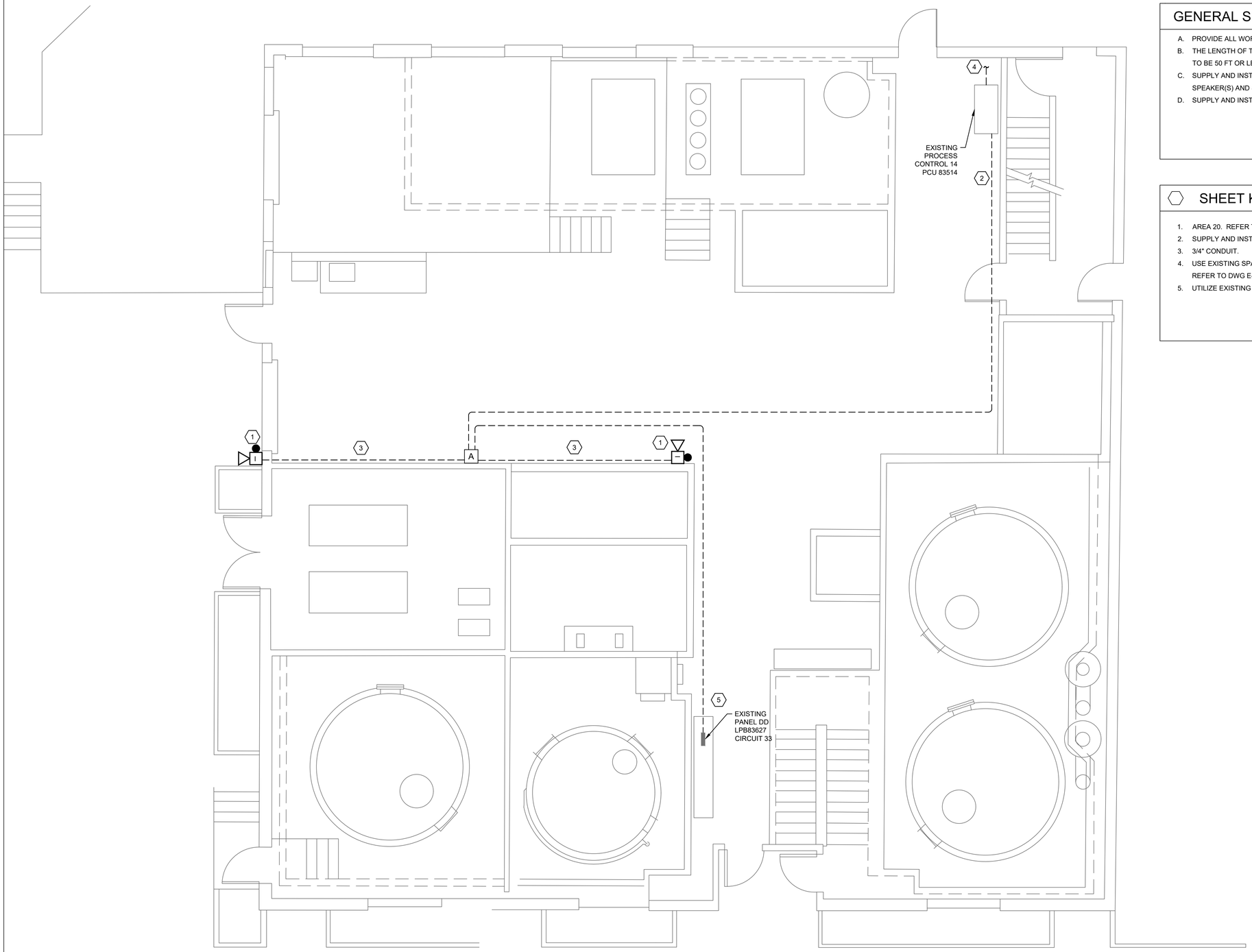

GENERAL SHEET NOTES

A. PROVIDE ALL WORK IN ACCORDANCE WITH PROJECT SPECIFICATIONS.
B. THE LENGTH OF THE CONDUITS FROM AMPLIFIER TO SPEAKER AND/OR STROBE NEED TO BE 50 FT OR LESS.
C. SUPPLY AND INSTALL 18AWG, SINGLE TWISTED PAIR CABLE TO CONNECT THE SPEAKER(S) AND STROBE(S) FROM AMPLIFIER.
D. SUPPLY AND INSTALL 2#12, 1#12 GND CABLE FOR THE POWER OF AMPLIFIER.

SHEET KEYNOTES

1. AREA 20. REFER TO E-27-101 FOR RISER DIAGRAM.
2. SUPPLY AND INSTALL 1"C-(1) CAT 6.
3. 3/4" CONDUIT.
4. USE EXISTING SPARE CONDUIT AND ROUTE TO CHEMICAL BLDG 1 - LOWER FLOOR. REFER TO DWG E-20-101.
5. UTILIZE EXISTING PANEL DD (LPB83627) CIRCUIT 33 FOR THE POWER OF AMPLIFIER.

CHEMICAL BUILDING NO. 1 - GROUND FLOOR

SCALE = NOT TO SCALE

N

0 2' 4' 8'

DO NOT SCALE DRAWING

Stantec
6995 Sierra Center Parkway, Suite 200,
Reno, NV 89511-2279
www.stantec.com

The Contractor shall verify and be responsible for all dimensions. DO NOT scale the drawing - any errors or omissions shall be reported to Stantec without delay.
The Copyrights to all designs and drawings are the property of Stantec. Reproduction or use for any purpose other than that authorized by Stantec is forbidden.

Revision	By	Appd.	YY.MM.DD
5			
4			
3			
2			
1			

Issued	By	Appd.	YY.MM.DD
A	ISSUE FOR BID	JAC	BW 22.07.01
B			
C			
D			
E			

REGISTERED PROFESSIONAL ENGINEER
LONG V. HOANG
No. 019006
Exp. 6-30-23
ELECTRICAL
STATE OF NEVADA

Client/Project
TRUCKEE MEADOWS WATER RECLAMATION FACILITY

ALARM UPGRADE

Washoe County, Nevada

Title ELECTRICAL
CHEMICAL BUILDING NO. 1 - GROUND FLOOR
ALARM PLAN

Project Number:	181307119
File Name:	20_E-20-102.dwg

HAM	LVH	BW	JUL 2022
Dwn.	Chkd.	Dsgn.	Date

Drawing No. E-20-102
Revision Sheet

\\us0319-cpfs01\Workgroup\1840\active\184039165\drawing\ocr\20_E-20-102.dwg
7/22/2022 12:55 PM By: Morales, Heather
ORIGINAL SHEET - ANSI D

GENERAL SHEET NOTES

A. PROVIDE ALL WORK IN ACCORDANCE WITH PROJECT SPECIFICATIONS.
B. THE LENGTH OF THE CONDUITS FROM AMPLIFIER TO SPEAKER AND/OR STROBE NEED TO BE 50 FT OR LESS.
C. SUPPLY AND INSTALL 18AWG, SINGLE TWISTED PAIR CABLE TO CONNECT THE SPEAKER(S) AND STROBE(S) FROM AMPLIFIER.
D. SUPPLY AND INSTALL 2#12, 1#12 GND CABLE FOR THE POWER OF AMPLIFIER.

SHEET KEYNOTES

1. AREA 21. REFER TO E-00-601 FOR RISER DIAGRAM.
2. SUPPLY AND INSTALL 1"C-(1) CAT 6.
3. 3/4" CONDUIT.
4. SUPPLY AND INSTALL UNDERGROUND 1"C-(1) CAT 6.
5. SUPPLY AND INSTALL ARUBA DS 6100 SWITCH.
6. UTILIZE EXISITNG LP-1 (LPB66617) CIRCUIT 31 FOR THE POWER OF AMPLIFIERS.
7. UTILIZE EXISTING P-66-1 (LPB66615) CIRCUIT 15 FOR THE POWER OF AMPLIFIER.

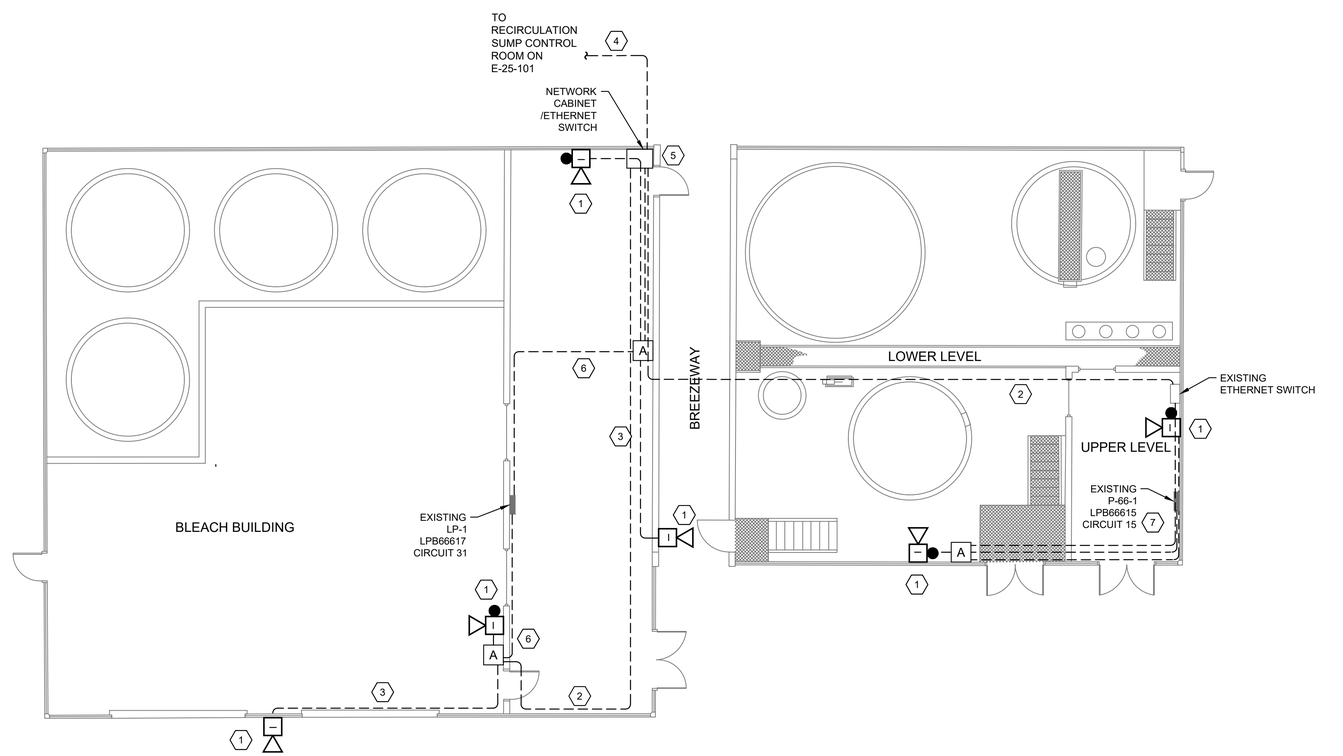

BLEACH AND CAUSTIC BUILDINGS

SCALE = NOT TO SCALE

N

0 4' 8' 16'

DO NOT SCALE DRAWING

Stantec
6995 Sierra Center Parkway Suite 200.
Reno, NV 89511-2279
www.stantec.com

The Contractor shall verify and be responsible for all dimensions. DO NOT scale the drawing - any errors or omissions shall be reported to Stantec without delay.
The Copyrights to all designs and drawings are the property of Stantec. Reproduction or use for any purpose other than those authorized by Stantec is forbidden.

Revision	By	Appd.	YY.MM.DD
5			
4			
3			
2			
1			
E			
D			
C			
B	JAC	BW	22.07.01
A ISSUE FOR BID			

Issued

REGISTERED PROFESSIONAL ENGINEER
LONG V. HOANG
No. 019006
ELECTRICAL
STATE OF NEVADA

Client/Project
TRUCKEE MEADOWS WATER RECLAMATION FACILITY

ALARM UPGRADE

Washoe County, Nevada

Title ELECTRICAL
BLEACH AND CAUSTIC BUILDINGS
ALARM PLAN

Project Number:	181307119
File Name:	21_E-21-101.dwg

HAM	LVH	BW	JUL 2022
Dwn.	Chkd.	Dsgn.	Date

Drawing No. E-21-101
Revision Sheet

\\us033-prfs01\Working\n\1840\active\184307965\drawing\act\21_E-21-101.dwg
7/21/2022 12:28 PM By: Hoang, Heather
ORIGINAL SHEET - ANSI D

GENERAL SHEET NOTES

A. PROVIDE ALL WORK IN ACCORDANCE WITH PROJECT SPECIFICATIONS.
B. THE LENGTH OF THE CONDUITS FROM AMPLIFIER TO SPEAKER AND/OR STROBE NEED TO BE 50 FT OR LESS.
C. SUPPLY AND INSTALL 18AWG, SINGLE TWISTED PAIR CABLE TO CONNECT THE SPEAKER(S) AND STROBE(S) FROM AMPLIFIER.
D. SUPPLY AND INSTALL 2#12, 1#12 GND CABLE FOR THE POWER OF AMPLIFIER.

SHEET KEYNOTES

1. AREA 22. REFER TO E-00-601 FOR RISER DIAGRAM.
2. SUPPLY AND INSTALL 1"C-(1) CAT 6.
3. 3/4" CONDUIT.
4. UTILIZE EXISTING PANEL C (LPB15604) CIRCUIT 32 FOR POWER OF AMPLIFIER.

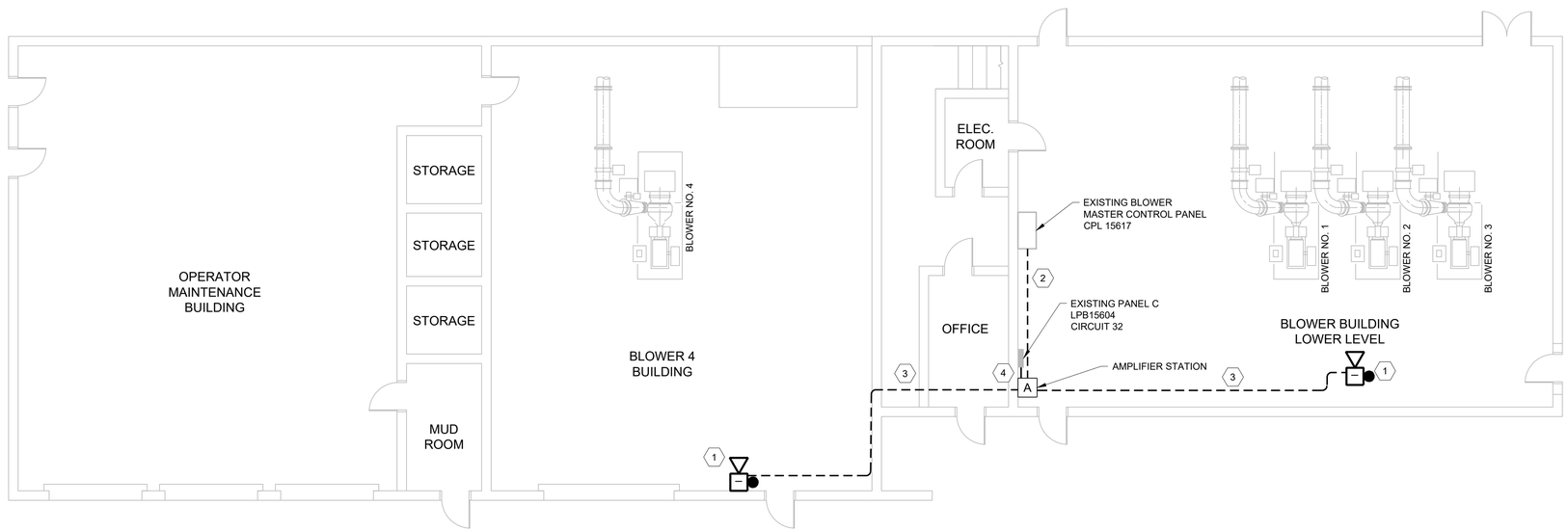

BLOWER BUILDINGS

SCALE = NOT TO SCALE

N

0 4' 8' 16'

DO NOT SCALE DRAWING

Stantec

6995 Sierra Center Parkway Suite 200.
Reno, NV 89511-2279
www.stantec.com

The Contractor shall verify and be responsible for all dimensions. DO NOT scale the drawing - any errors or omissions shall be reported to Stantec without delay. The Copyrights to all designs and drawings are the property of Stantec. Reproduction or use for any purpose other than that authorized by Stantec is forbidden.

Revision	By	Appd.	YY.MM.DD
5			
4			
3			
2			
1			

Issued	By	Appd.	YY.MM.DD
E			
D			
C			
B			
A ISSUE FOR BID	JAC	BW	22.07.01

REGISTERED PROFESSIONAL ENGINEER
LONG V. HOANG
No. 019006
EXP. 6-30-23
ELECTRICAL
STATE OF NEVADA

Client/Project
TRUCKEE MEADOWS WATER RECLAMATION FACILITY

ALARM UPGRADE

Washoe County, Nevada

Title ELECTRICAL
BLOWER BUILDING
ALARM PLAN

Project Number:	181307119
File Name:	22_E-22-101.dwg

HAM	LVH	BW	JUL 2022
Dwn.	Chkd.	Dsgn.	Date

Drawing No. E-22-101
Revision Sheet

ORIGINAL SHEET - ANSI D

GENERAL SHEET NOTES

A. PROVIDE ALL WORK IN ACCORDANCE WITH PROJECT SPECIFICATIONS.
B. THE LENGTH OF THE CONDUITS FROM AMPLIFIER TO SPEAKER AND/OR STROBE NEED TO BE 50 FT OR LESS.
C. SUPPLY AND INSTALL 18AWG, SINGLE TWISTED PAIR CABLE TO CONNECT THE SPEAKER(S) AND STROBE(S) FROM AMPLIFIER.
D. SUPPLY AND INSTALL 2#12, 1#12 GND CABLE FOR THE POWER OF AMPLIFIER.

SHEET KEYNOTES

1. AREA 23. REFER TO E-00-601 FOR RISER DIAGRAM.
2. SUPPLY AND INSTALL 1"C-(1) CAT 6.
3. 3/4" CONDUIT.
4. UTILIZE EXISITNG PANEL A (LPB17012) CIRCUIT 32 FOR THE POWER OF AMPLIFIER.

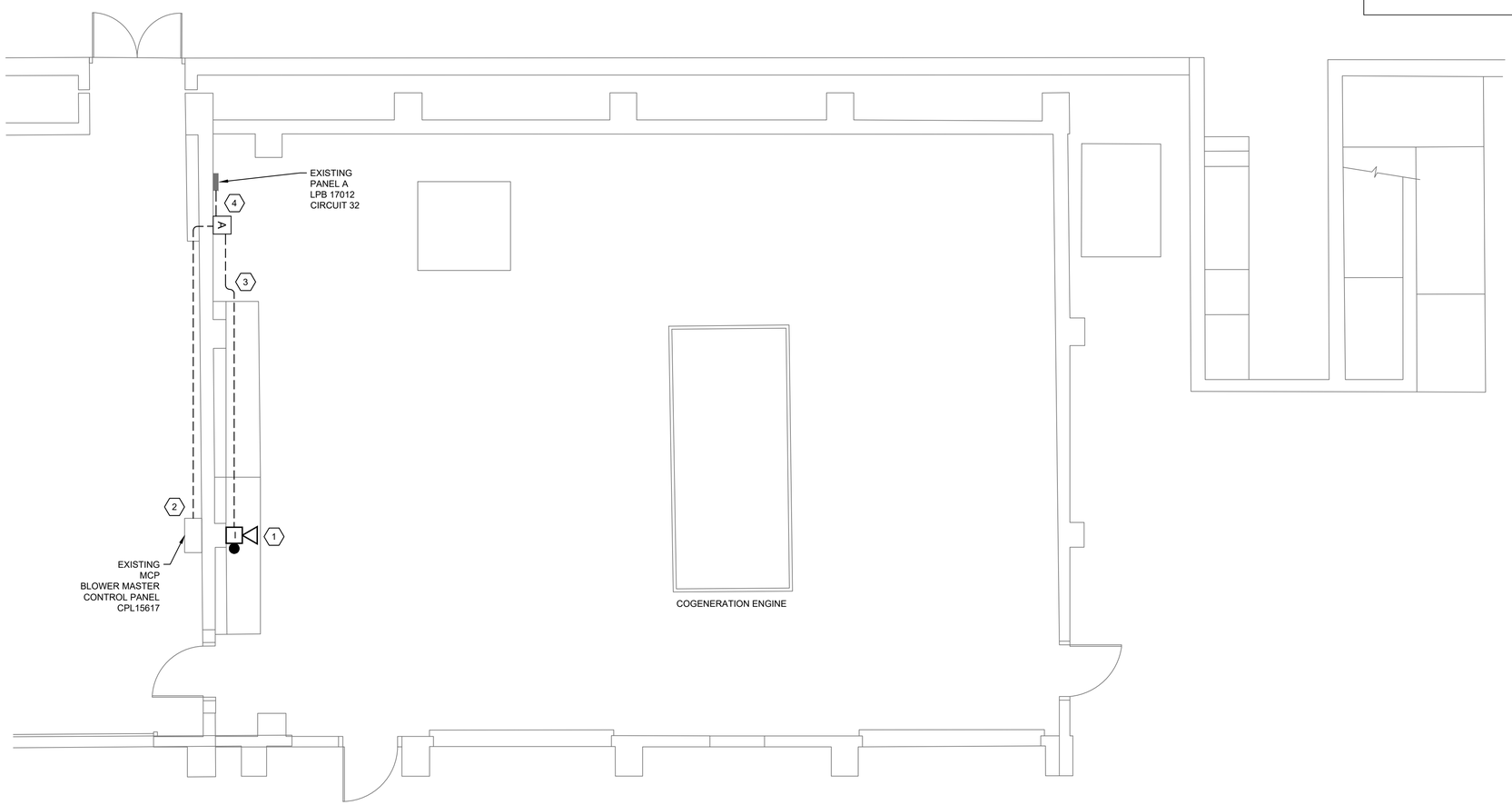

COGENERATION FACILITY

SCALE = NOT TO SCALE

N

0 2' 4' 8'

DO NOT SCALE DRAWING

Stantec
6995 Sierra Center Parkway, Suite 200,
Reno, NV 89511-2279
www.stantec.com

The Contractor shall verify and be responsible for all dimensions. DO NOT scale the drawing - any errors or omissions shall be reported to Stantec without delay.
The Copyrights to all designs and drawings are the property of Stantec. Reproduction or use for any purpose other than that authorized by Stantec is forbidden.

	Revision	By	Appd.	YY.MM.DD
5				
4				
3				
2				
1				
E				
D				
C				
B				
A	ISSUE FOR BID	JAC	BW	22.07.01

Issued

REGISTERED PROFESSIONAL ENGINEER
LONG V. HOANG
No. 019006
EXP. 6-30-23
ELECTRICAL
STATE OF NEVADA

Client/Project
TRUCKEE MEADOWS WATER RECLAMATION FACILITY

ALARM UPGRADE

Washoe County, Nevada

Title ELECTRICAL
COGENERATION FACILITY
ALARM PLAN

Project Number:	181307119
File Name:	23_E-23-101.dwg

HAM	LVH	BW	JUL 2022
Dwn.	Chkd.	Dsgn.	Date

Drawing No. E-23-101
Revision Sheet

\\us2319-opfs01\Workgroup\1840\active\184039765\drawing\cad\23_E-23-101.dwg
7/22/2022 12:13 PM By: Morales, Heather
ORIGINAL SHEET - ANSI D

GENERAL SHEET NOTES

A. PROVIDE ALL WORK IN ACCORDANCE WITH PROJECT SPECIFICATIONS.
B. THE LENGTH OF THE CONDUITS FROM AMPLIFIER TO SPEAKER AND/OR STROBE NEED TO BE 50 FT OR LESS.
C. SUPPLY AND INSTALL 18AWG, SINGLE TWISTED PAIR CABLE TO CONNECT THE SPEAKER(S) AND STROBE(S) FROM AMPLIFIER.
D. SUPPLY AND INSTALL 2#12, 1#12 GND CABLE FOR THE POWER OF AMPLIFIER.

SHEET KEYNOTES

1. AREA 25. REFER TO E-00-601 FOR RISER DIAGRAM.
2. SUPPLY AND INSTALL 1"C-(1) CAT 6 CABLE.
3. 3/4" CONDUIT.
4. SUPPLY AND INSTALL UNDERGROUND 1"C-(1) CAT 6 CABLE.
5. CONTRACTOR SHALL CONFIRM THE CIRCUIT NUMBER WITH OWNER.

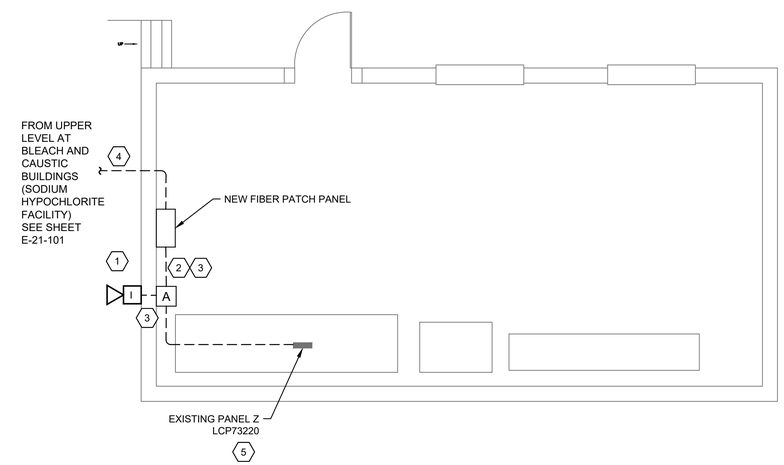

RECIRCULATION SUMP CONTROL ROOM

SCALE = NOT TO SCALE

N

0 2' 4' 8'

DO NOT SCALE DRAWING

Stantec
6995 Sierra Center Parkway Suite 200.
Reno, NV 89511-2279
www.stantec.com

The Contractor shall verify and be responsible for all dimensions. DO NOT scale the drawing - any errors or omissions shall be reported to Stantec without delay.
The Copyrights to all designs and drawings are the property of Stantec. Reproduction or use for any purpose other than that authorized by Stantec is forbidden.

Revision	By	Appd.	YY.MM.DD
5			
4			
3			
2			
1			

Issued	By	Appd.	YY.MM.DD
E			
D			
C			
B			
A ISSUE FOR BID	JAC	BW	22.07.01

REGISTERED PROFESSIONAL ENGINEER
LONG V. HOANG
No. 019006
EXP. 6-30-23
ELECTRICAL
STATE OF NEVADA

Client/Project
TRUCKEE MEADOWS WATER RECLAMATION FACILITY

ALARM UPGRADE

Washoe County, Nevada

Title ELECTRICAL
RECIRCULATION SUMP CONTROL ROOM
ALARM PLAN

Project Number:	181307119
File Name:	24_E-25-101.dwg

HAM	LVH	BW	JUL 2022
Dwn.	Chkd.	Dsgn.	Date

Drawing No. E-25-101
Revision Sheet

\\us313-spfs01\Workgroup\1840\active\184309945\drawing\act\24_E-25-101.dwg
7/22/2022 12:27:14 PM by Nicole.Hoang

ORIGINAL SHEET - ANSI D

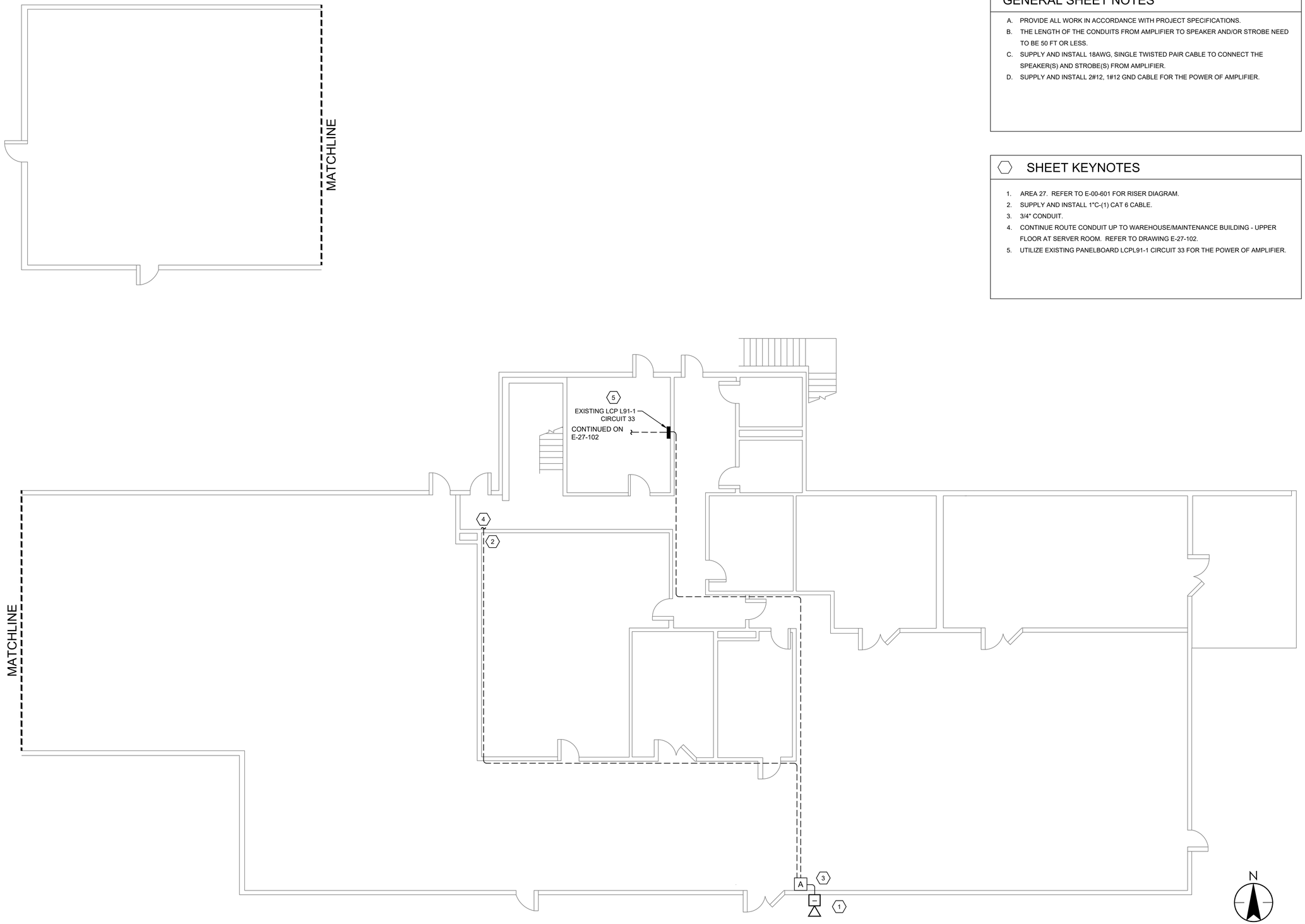

GENERAL SHEET NOTES

A. PROVIDE ALL WORK IN ACCORDANCE WITH PROJECT SPECIFICATIONS.
B. THE LENGTH OF THE CONDUITS FROM AMPLIFIER TO SPEAKER AND/OR STROBE NEED TO BE 50 FT OR LESS.
C. SUPPLY AND INSTALL 18AWG, SINGLE TWISTED PAIR CABLE TO CONNECT THE SPEAKER(S) AND STROBE(S) FROM AMPLIFIER.
D. SUPPLY AND INSTALL 2#12, 1#12 GND CABLE FOR THE POWER OF AMPLIFIER.

SHEET KEYNOTES

1. AREA 27. REFER TO E-00-601 FOR RISER DIAGRAM.
2. SUPPLY AND INSTALL 1"C-(1) CAT 6 CABLE.
3. 3/4" CONDUIT.
4. CONTINUE ROUTE CONDUIT UP TO WAREHOUSE/MAINTENANCE BUILDING - UPPER FLOOR AT SERVER ROOM. REFER TO DRAWING E-27-102.
5. UTILIZE EXISTING PANELBOARD LCPL91-1 CIRCUIT 33 FOR THE POWER OF AMPLIFIER.

WAREHOUSE/MAINTENANCE BUILDING - LOWER FLOOR

SCALE = NOT TO SCALE

Stantec
6995 Sierra Center Parkway, Suite 200,
Reno, NV 89511-2279
www.stantec.com

The Contractor shall verify and be responsible for all dimensions. DO NOT scale the drawing - any errors or omissions shall be reported to Stantec without delay.
The Copyrights to all designs and drawings are the property of Stantec. Reproduction or use for any purpose other than that authorized by Stantec is forbidden.

Revision	By	Appd.	YY.MM.DD
5			
4			
3			
2			
1			

Issued	By	Appd.	YY.MM.DD
E			
D			
C			
B			
A ISSUE FOR BID	JAC	BW	22.07.01

REGISTERED PROFESSIONAL ENGINEER
LONG V. HOANG
No. 019006
EXP. 6-30-23
ELECTRICAL
STATE OF NEVADA

Client/Project
TRUCKEE MEADOWS WATER RECLAMATION FACILITY

ALARM UPGRADE

Washoe County, Nevada

Title ELECTRICAL
WAREHOUSE / MAINTENANCE BUILDING - LOWER FLOOR
ALARM PLAN

Project Number:	181307119
File Name:	25_E-27-101.dwg

HAM	LVH	BW	JUL 2022
Dwn.	Chkd.	Dsgn.	Date

Drawing No. E-27-101
Revision Sheet
25 of 34

\\wd3315-pcfs01\Workgroup\1840\active\184309760\drawing\acad\25_E-27-101.dwg
7/22/2022 12:26 PM By: Morales, Heather

ORIGINAL SHEET - ANSI D

GENERAL SHEET NOTES

A. PROVIDE ALL WORK IN ACCORDANCE WITH PROJECT SPECIFICATIONS.
B. THE LENGTH OF THE CONDUITS FROM AMPLIFIER TO SPEAKER AND/OR STROBE NEED TO BE 50 FT OR LESS.
C. SUPPLY AND INSTALL 18AWG, SINGLE TWISTED PAIR CABLE TO CONNECT THE SPEAKER(S) AND STROBE(S) FROM AMPLIFIER.
D. SUPPLY AND INSTALL 2#12, 1#12 GND CABLE FOR THE POWER OF AMPLIFIER.

SHEET KEYNOTES

1. AREA 27. REFER TO E-00-601 FOR RISER DIAGRAM.
2. SUPPLY AND INSTALL 1"C-(1) CAT 6 CABLE.
3. 3/4" CONDUIT.
4. CONTINUE ROUTING CONDUIT TO WAREHOUSE/MAINTENANCE BUILDING - LOWER FLOOR, PANELBOARD (LCPL91-1 CIRCUIT 33). REFER TO DRAWING E-27-101.

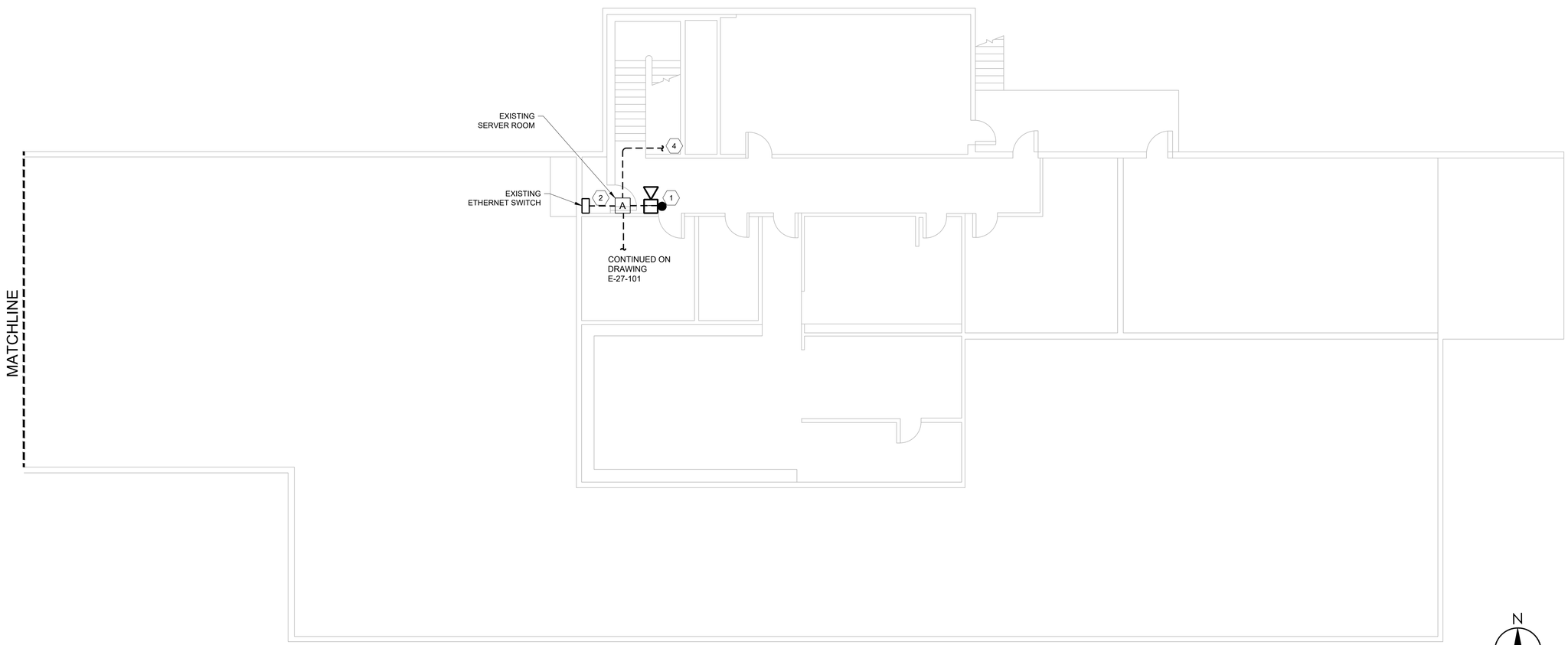

WAREHOUSE/MAINTENANCE BUILDING - UPPER FLOOR

SCALE = NOT TO SCALE

N

0 4' 8' 16'

DO NOT SCALE DRAWING

Stantec

6995 Sierra Center Parkway Suite 200,
Reno, NV 89511-2279
www.stantec.com

The Contractor shall verify and be responsible for all dimensions. DO NOT scale the drawing - any errors or omissions shall be reported to Stantec without delay. The Copyrights to all designs and drawings are the property of Stantec. Reproduction or use for any purpose other than that authorized by Stantec is forbidden.

Revision	By	Appd.	YY.MM.DD
5			
4			
3			
2			
1			
E			
D			
C			
B			
A. ISSUE FOR BID	JAC	BW	22.07.01

Issued

REGISTERED PROFESSIONAL ENGINEER
LONG V. HOANG
No. 019006
Exp. 6-30-23
ELECTRICAL
STATE OF NEVADA

Client/Project
TRUCKEE MEADOWS WATER RECLAMATION FACILITY

ALARM UPGRADE

Washoe County, Nevada

Title ELECTRICAL
WAREHOUSE / MAINTENANCE BUILDING - UPPER FLOOR
ALARM PLAN

Project Number:	181307119
File Name:	26_E-27-102.dwg

HAM	LVH	BW	JUL 2022
Dwn.	Chkd.	Dsgn.	Date

Drawing No. E-27-102
Revision Sheet

\\us0315-prfs01\Workgroup\184051\active\184039749\drawing\oct\26_E-27-102.dwg
7/22/2022 12:28 PM By: Morales, Heather

ORIGINAL SHEET - ANSI D

GENERAL SHEET NOTES

A. PROVIDE ALL WORK IN ACCORDANCE WITH PROJECT SPECIFICATIONS.
B. THE LENGTH OF THE CONDUITS FROM AMPLIFIER TO SPEAKER AND/OR STROBE NEED TO BE 50 FT OR LESS.
C. SUPPLY AND INSTALL 18AWG, SINGLE TWISTED PAIR CABLE TO CONNECT THE SPEAKER(S) AND STROBE(S) FROM AMPLIFIER.
D. SUPPLY AND INSTALL 2#12, 1#12 GND CABLE FOR THE POWER OF AMPLIFIER.

SHEET KEYNOTES

1. AREA 32. REFER TO E-00-601 FOR RISER DIAGRAM.
2. SUPPLY AND INSTALL 1"C-(1) CAT 6 CABLE.
3. 3/4" CONDUIT.
4. AMPLIFIER, HORN, AND STROBES MUST BE CLASS I, DIV 2.
5. UTILIZE EXISTING PANEL LP-6 (LPB 28622) FOR THE POWER OF AMPLIFIERS.
6. CONTRACTOR SHALL CONFIRM THE CIRCUIT NUMBER WITH OWNER.

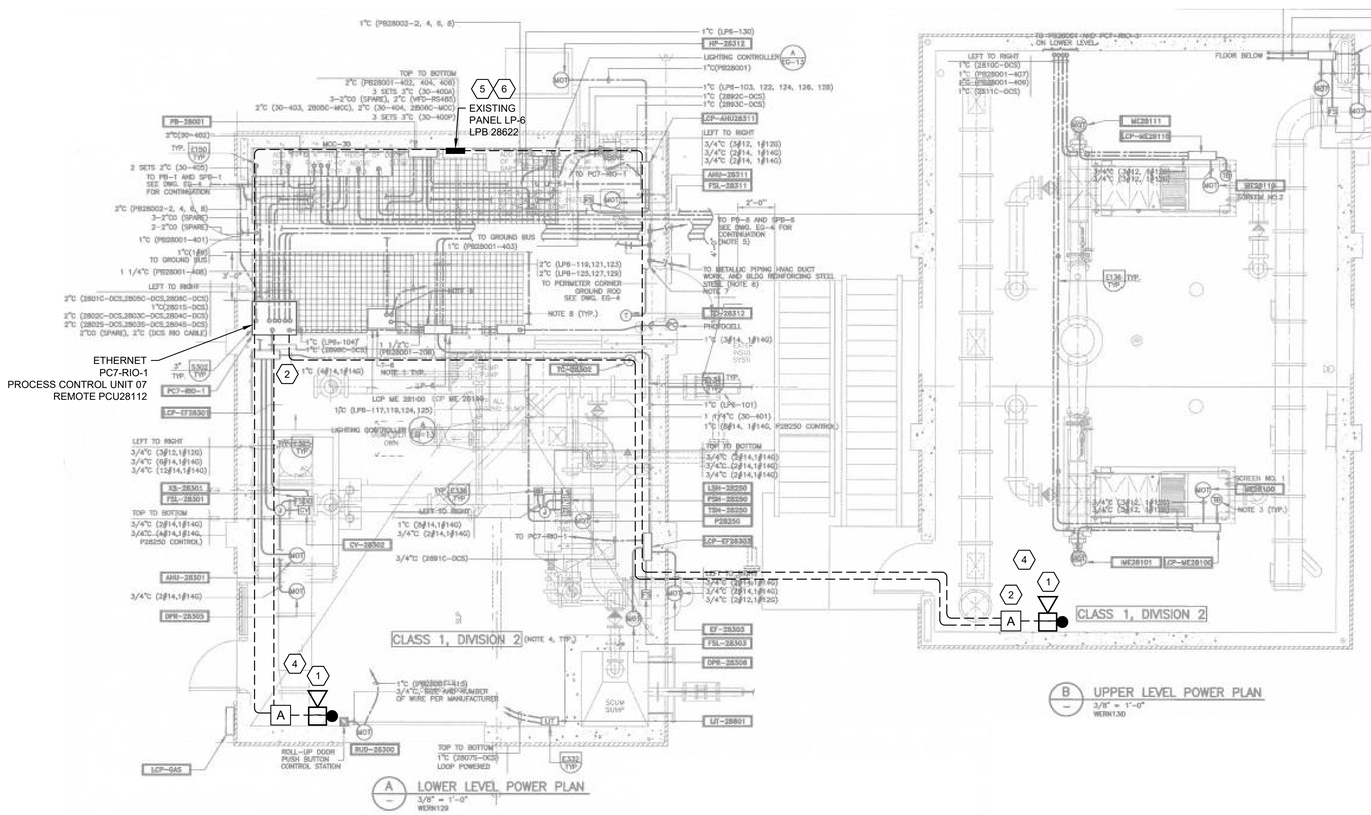

PRIMARY SLUDGE/SCREENING FACILITY

SCALE = NOT TO SCALE

N

0 4' 8' 16'

DO NOT SCALE DRAWING

Stantec
6995 Sierra Center Parkway Suite 200,
Reno, NV 89511-2279
www.stantec.com

The Contractor shall verify and be responsible for all dimensions. DO NOT scale the drawing - any errors or omissions shall be reported to Stantec without delay. The Copyrights to all designs and drawings are the property of Stantec. Reproduction or use for any purpose other than that authorized by Stantec is forbidden.

Revision	By	Appd.	YY.MM.DD
5			
4			
3			
2			
1			
E			
D			
C			
B			
A. ISSUE FOR BID	JAC	BW	22.07.01

Issued

REGISTERED PROFESSIONAL ENGINEER
LONG V. HOANG
No. 019006
EXPIRES: 30-23
ELECTRICAL
STATE OF NEVADA

Client/Project
TRUCKEE MEADOWS WATER RECLAMATION FACILITY

ALARM UPGRADE

Washoe County, Nevada

Title ELECTRICAL
PRIMARY SLUDGE/SCREENING FACILITY
ALARM PLAN

Project Number:	181307119
File Name:	27_E-32-101.dwg

HAM	LVH	BW	JUL 2022
Dwn.	Chkd.	Dsgn.	Date

Drawing No. E-32-101
Revision Sheet

\\us0319-ppfs01\Workgroup\1840\active\184339240\drawing\oct\27_E-32-101.dwg
7/21/2022 1:21 PM By: Morales, Heather
ORIGINAL SHEET - ANSI D

GENERAL SHEET NOTES

A. PROVIDE ALL WORK IN ACCORDANCE WITH PROJECT SPECIFICATIONS.
B. THE LENGTH OF THE CONDUITS FROM AMPLIFIER TO SPEAKER AND/OR STROBE NEED TO BE 50 FT OR LESS.
C. SUPPLY AND INSTALL 18AWG, SINGLE TWISTED PAIR CABLE TO CONNECT THE SPEAKER(S) AND STROBE(S) FROM AMPLIFIER.
D. SUPPLY AND INSTALL 2#12, 1#12 GND CABLE FOR THE POWER OF AMPLIFIER.

SHEET KEYNOTES

1. AREA 36. REFER TO E-00-601 FOR RISER DIAGRAM.
2. SUPPLY AND INSTALL 1"C-(1) CAT 6.
3. 3/4" CONDUIT.
4. UTILIZE EXISTING PANELBOARD LPB84604 CIRCUIT 37 FOR THE POWER OF AMPLIFIER.

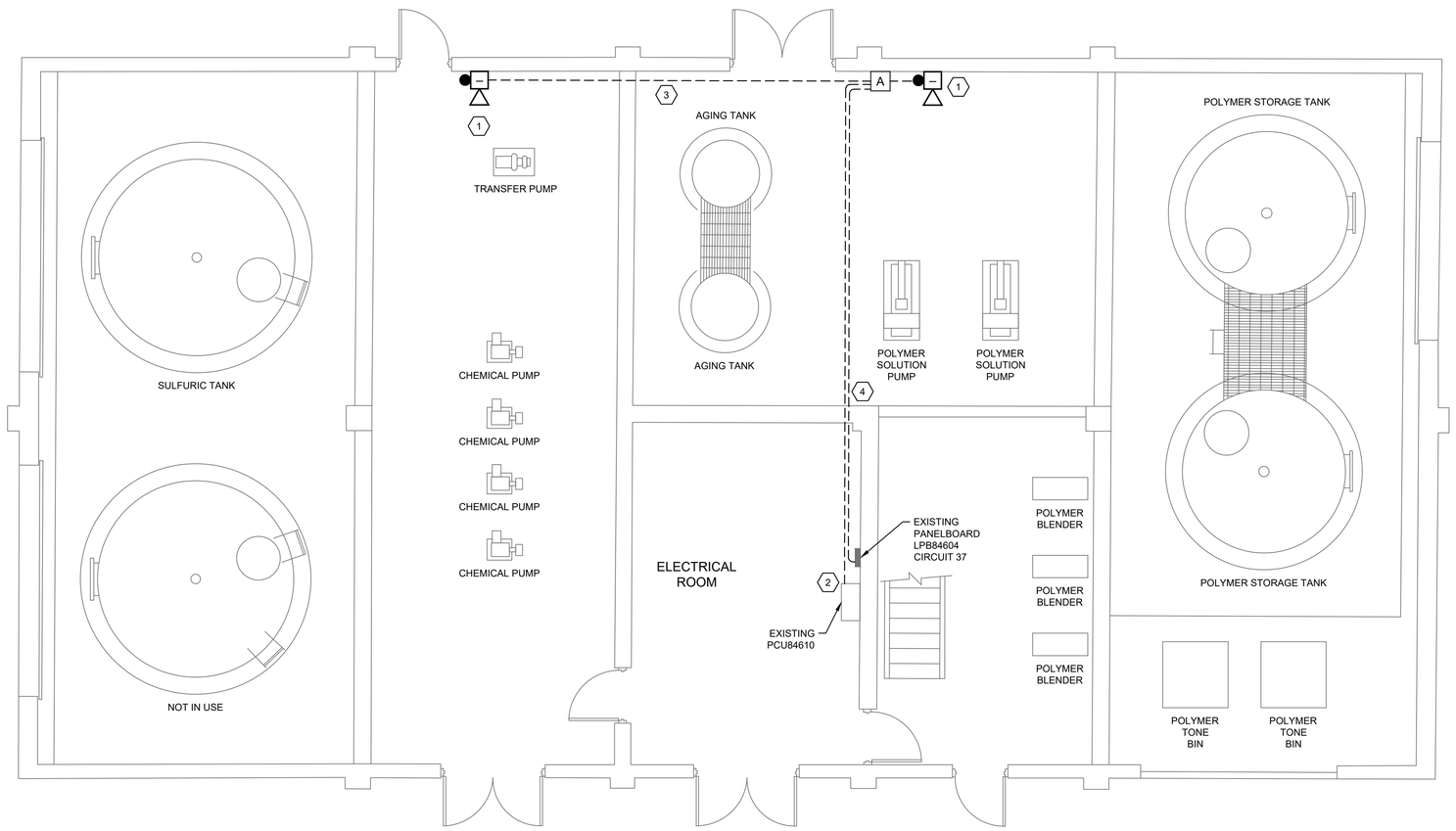

CHEMICAL BUILDING NO. 2

SCALE = NOT TO SCALE

N

0 2' 4' 8'

DO NOT SCALE DRAWING

Stantec
6995 Sierra Center Parkway Suite 200,
Reno, NV 89511-2279
www.stantec.com

The Contractor shall verify and be responsible for all dimensions. DO NOT scale the drawing - any errors or omissions shall be reported to Stantec without delay. The Copyrights to all designs and drawings are the property of Stantec. Reproduction or use for any purpose other than that authorized by Stantec is forbidden.

Revision	By	Appd.	YY.MM.DD
5			
4			
3			
2			
1			
E			
D			
C			
B			
A. ISSUE FOR BID	JAC	BW	22.07.01

Issued	By	Appd.	YY.MM.DD

REGISTERED PROFESSIONAL ENGINEER
LONG V. HOANG
No. 019006
Exp. E-30-23
ELECTRICAL
STATE OF NEVADA

Client/Project
TRUCKEE MEADOWS WATER RECLAMATION FACILITY

ALARM UPGRADE

Washoe County, Nevada

Title ELECTRICAL
CHEMICAL BUILDING NO. 2
ALARM PLAN

Project Number:	181307119
File Name:	28_E-36-101.dwg

HAM	LVH	BW	JUL 2022
Dwn.	Chkd.	Dsgn.	Date

Drawing No. E-36-101
Revision Sheet

\\us0315-prfs01\Workgroup\1840\active\184039563\drawing\oct\28_E-36-101.dwg
7/22/2022 12:33 PM By: Morales, Heather

ORIGINAL SHEET - ANSI D

GENERAL SHEET NOTES

A. PROVIDE ALL WORK IN ACCORDANCE WITH PROJECT SPECIFICATIONS.
B. THE LENGTH OF THE CONDUITS FROM AMPLIFIER TO SPEAKER AND/OR STROBE NEED TO BE 50 FT OR LESS.
C. SUPPLY AND INSTALL 18AWG, SINGLE TWISTED PAIR CABLE TO CONNECT THE SPEAKER(S) AND STROBE(S) FROM AMPLIFIER.
D. SUPPLY AND INSTALL 2#12, 1#12 GND CABLE FOR THE POWER OF AMPLIFIER.

SHEET KEYNOTES

1. AREA 41. REFER TO E-00-601 FOR RISER DIAGRAM.
2. SUPPLY AND INSTALL 1"C-(1) CAT 6 CABLE.
3. 3/4" CONDUIT.
4. UTILIZE EXISTING PANEL U (LPB 65612) CIRCUIT 13 FOR THE POWER OF AMPLIFIER.

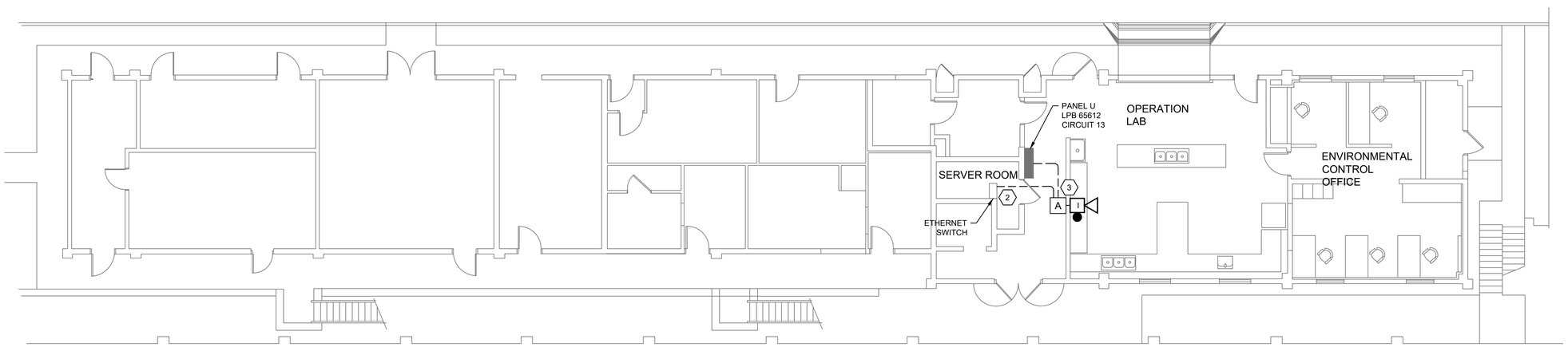

LAB BUILDING - LOWER FLOOR

SCALE = NOT TO SCALE

N

0 4' 8' 16'

DO NOT SCALE DRAWING

Stantec
6995 Sierra Center Parkway Suite 200,
Reno, NV 89511-2279
www.stantec.com

The Contractor shall verify and be responsible for all dimensions. DO NOT scale the drawing - any errors or omissions shall be reported to Stantec without delay.
The Copyrights to all designs and drawings are the property of Stantec. Reproduction or use for any purpose other than that authorized by Stantec is forbidden.

Revision	By	Appd.	YY.MM.DD
5			
4			
3			
2			
1			
E			
D			
C			
B			
A ISSUE FOR BID	JAC	BW	22.07.01

Issued

REGISTERED PROFESSIONAL ENGINEER
LONG V. HOANG
No. 019006
Exp. 6-30-23
ELECTRICAL
STATE OF NEVADA

Client/Project
TRUCKEE MEADOWS WATER RECLAMATION FACILITY

ALARM UPGRADE

Washoe County, Nevada

Title ELECTRICAL
LAB BUILDING - LOWER FLOOR
ALARM PLAN

Project Number:	181307119
File Name:	29_E-41-101.dwg

HAM	LVH	BW	JUL 2022
Dwn.	Chkd.	Dsgn.	Date

Drawing No. E-41-101
Revision Sheet

\\us2319-cpfs01\Workgroup\1840\active\184039765\drawing\oct\29_E-41-101.dwg
7/22/2022 12:35 PM By: Morales, Heather

ORIGINAL SHEET - ANSI D

GENERAL SHEET NOTES

A. PROVIDE ALL WORK IN ACCORDANCE WITH PROJECT SPECIFICATIONS.
B. THE LENGTH OF THE CONDUITS FROM AMPLIFIER TO SPEAKER AND/OR STROBE NEED TO BE 50 FT OR LESS.
C. SUPPLY AND INSTALL 18AWG, SINGLE TWISTED PAIR CABLE TO CONNECT THE SPEAKER(S) AND STROBE(S) FROM AMPLIFIER.
D. SUPPLY AND INSTALL 2#12, 1#12 GND CABLE FOR THE POWER OF AMPLIFIER.

SHEET KEYNOTES

1. AREA 41. REFER TO E-00-601 FOR RISER DIAGRAM.
2. SUPPLY AND INSTALL 1"C-(1) CAT 6 CABLE.
3. 3/4" CONDUIT.
4. SUPPLY AND INSTALL ETHERNET SWITCH (ARUBA CX 6100) FOR AMPLIFIER.
5. UTILIZE EXISTING PANEL Q (LPB 65618) CIRCUIT 16 FOR THE POWER OF AMPLIFIER.

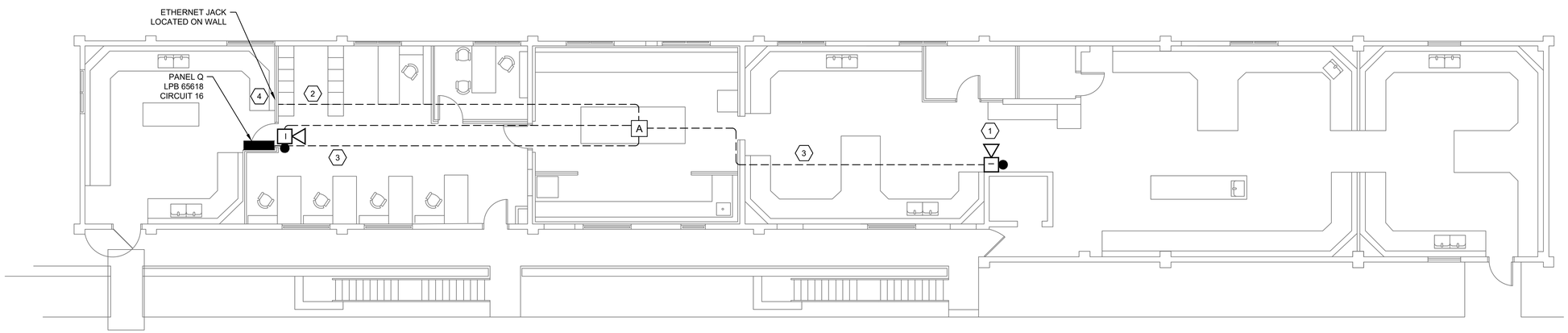

LAB BUILDING - UPPER FLOOR

SCALE = NOT TO SCALE

N

0 4' 8' 16'

DO NOT SCALE DRAWING

Stantec
6995 Sierra Center Parkway Suite 200,
Reno, NV 89511-2279
www.stantec.com

The Contractor shall verify and be responsible for all dimensions. DO NOT scale the drawing - any errors or omissions shall be reported to Stantec without delay.
The Copyrights to all designs and drawings are the property of Stantec. Reproduction or use for any purpose other than that authorized by Stantec is forbidden.

Revision	By	Appd.	YY.MM.DD
5			
4			
3			
2			
1			
E			
D			
C			
B			
A. ISSUE FOR BID	JAC	BW	22.07.01

Issued	By	Appd.	YY.MM.DD

REGISTERED PROFESSIONAL ENGINEER
LONG V. HOANG
No. 019006
Expires 6-30-23
ELECTRICAL
STATE OF NEVADA

Client/Project
TRUCKEE MEADOWS WATER RECLAMATION FACILITY

ALARM UPGRADE

Washoe County, Nevada

Title ELECTRICAL
LAB BUILDING - UPPER FLOOR
ALARM PLAN

Project Number:	181307119
File Name:	30_E-41-102.dwg

HAM	LVH	BW	JUL 2022
Dwn.	Chkd.	Dsgn.	Date

Drawing No. E-41-102
Revision Sheet

\\us0319-ppfs01\Workgroup\184030763\active\181307119\drawing\act\30_E-41-102.dwg
7/22/2022 12:37 PM By: Morales, Heather
ORIGINAL SHEET - ANSI D

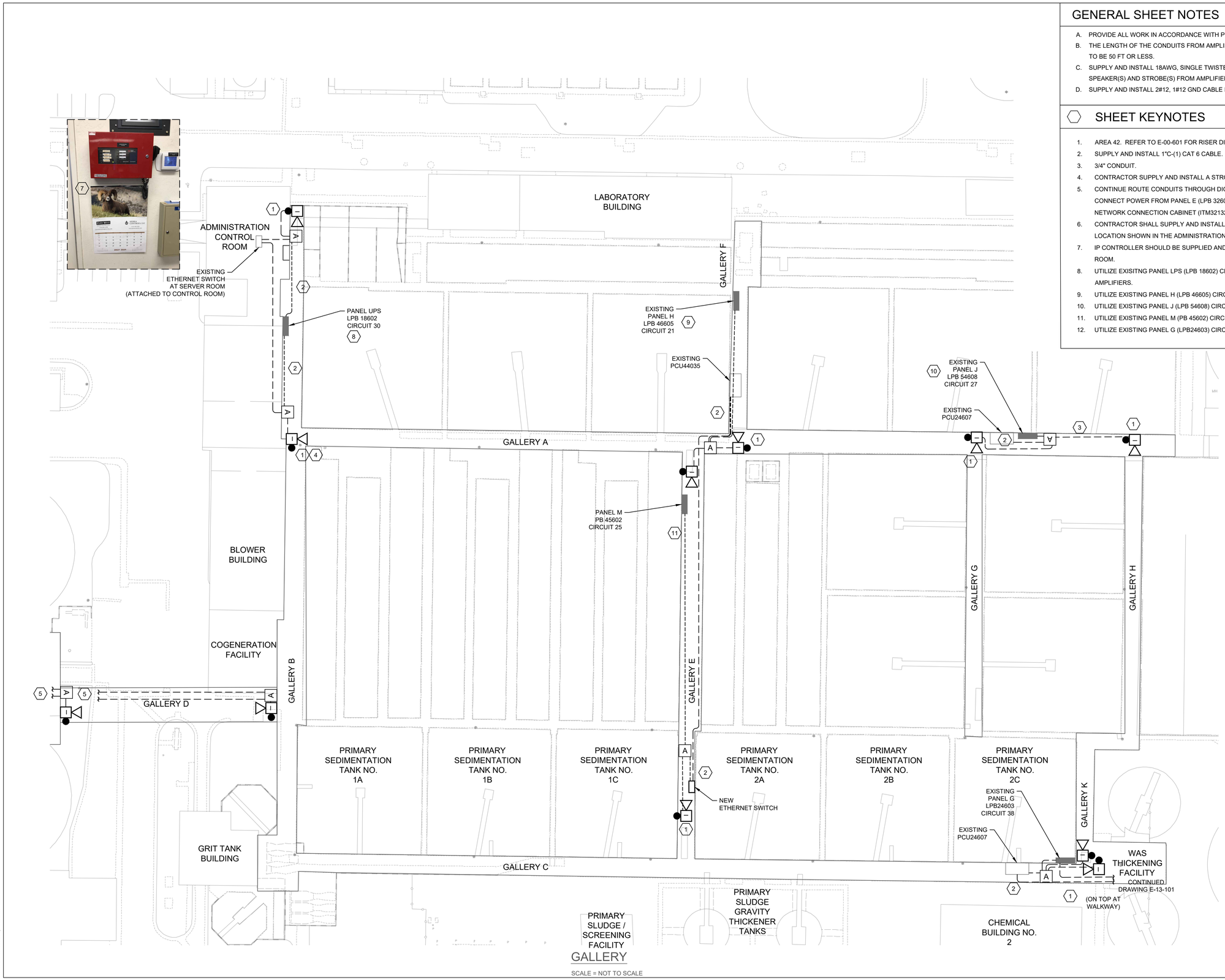

GENERAL SHEET NOTES

A. PROVIDE ALL WORK IN ACCORDANCE WITH PROJECT SPECIFICATIONS.
B. THE LENGTH OF THE CONDUITS FROM AMPLIFIER TO SPEAKER AND/OR STROBE NEED TO BE 50 FT OR LESS.
C. SUPPLY AND INSTALL 18AWG, SINGLE TWISTED PAIR CABLE TO CONNECT THE SPEAKER(S) AND STROBE(S) FROM AMPLIFIER.
D. SUPPLY AND INSTALL 2#12, 1#12 GND CABLE FOR THE POWER OF AMPLIFIER.

SHEET KEYNOTES

1. AREA 42. REFER TO E-00-601 FOR RISER DIAGRAM.
2. SUPPLY AND INSTALL 1"C-(1) CAT 6 CABLE.
3. 3/4" CONDUIT.
4. CONTRACTOR SUPPLY AND INSTALL A STROBE AT EYE LEVEL.
5. CONTINUE ROUTE CONDUITS THROUGH DIGESTER CONTROL BUILDING #1. CONNECT POWER FROM PANEL E (LPB 32608) AND COMMUNICATION FROM NETWORK CONNECTION CABINET (ITM32132). REFER DRAWING E-19-101.
6. CONTRACTOR SHALL SUPPLY AND INSTALL A WALL MOUNTED TELEPHONE AT THE LOCATION SHOWN IN THE ADMINISTRATION CONTROL ROOM.
7. IP CONTROLLER SHOULD BE SUPPLIED AND INSTALLED IN THE 19" RACK IN SERVER ROOM.
8. UTILIZE EXISITNG PANEL LPS (LPB 18602) CIRCUIT 30 FOR THE POWER OF AMPLIFIERS.
9. UTILIZE EXISTING PANEL H (LPB 46605) CIRCUIT 21 FOR THE POWER OF AMPLIFIERS.
10. UTILIZE EXISTING PANEL J (LPB 54608) CIRCUIT 27 FOR THE POWER OF AMPLIFIER.
11. UTILIZE EXISTING PANEL M (PB 45602) CIRCUIT 25 FOR THE POWER OF AMPLIFIER.
12. UTILIZE EXISTING PANEL G (LPB24603) CIRCUIT 38 FOR THE POWER OF AMPLIFIERS.

Stantec
6995 Sierra Center Parkway Suite 200.
Reno, NV 89511-2279
www.stantec.com

The Contractor shall verify and be responsible for all dimensions. DO NOT scale the drawing - any errors or omissions shall be reported to Stantec without delay.
The Copyrights to all designs and drawings are the property of Stantec. Reproduction or use for any purpose other than that authorized by Stantec is forbidden.

Revision	By	Appd.	YY.MM.DD
5			
4			
3			
2			
1			
E			
D			
C			
B			
A. ISSUE FOR BID	JAC	BW	22.07.01

Issued	By	Appd.	YY.MM.DD

REGISTERED PROFESSIONAL ENGINEER
LONG V. HOANG
No. 019006
Exp. 6-30-23
ELECTRICAL
STATE OF NEVADA

Client/Project
TRUCKEE MEADOWS WATER RECLAMATION FACILITY

ALARM UPGRADE

Washoe County, Nevada

Title ELECTRICAL
GALLERY
FIRE ALARM PLAN

Project Number:	181307119
File Name:	31_E-42-101.dwg

HAM	LVH	BW	JUL 2022
Dwn.	Chkd.	Dsgn.	Date

Drawing No. E-42-101
Revision Sheet

\\us2319-ppfb01\Workgroup\1840\active\184339765\drawing\ccl\31_E-42-101.dwg
7/22/2022 12:40 PM by: Morales, Heather

ORIGINAL SHEET - ANSI D

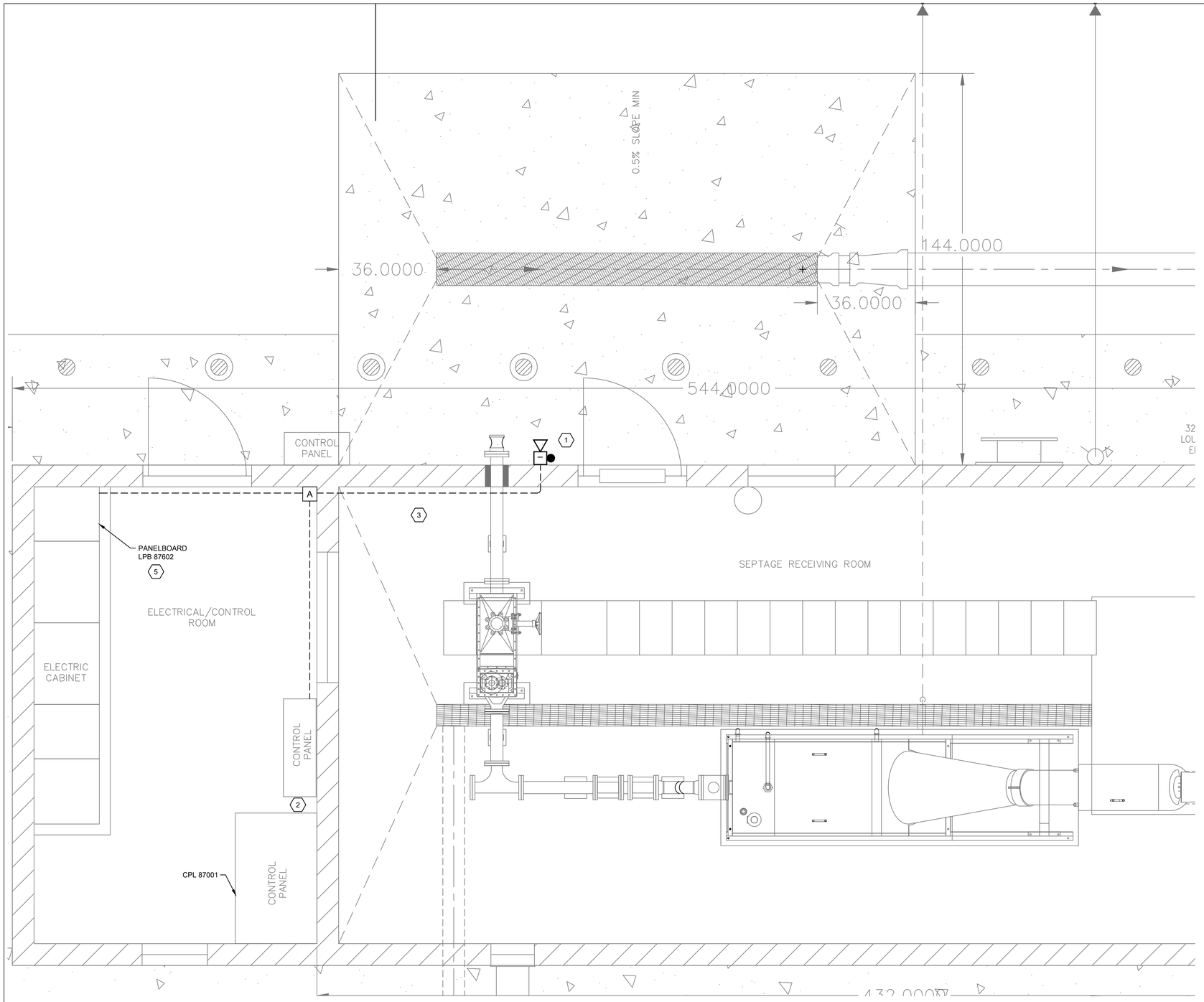

GENERAL SHEET NOTES

A. PROVIDE ALL WORK IN ACCORDANCE WITH PROJECT SPECIFICATIONS.
B. THE LENGTH OF THE CONDUITS FROM AMPLIFIER TO SPEAKER AND/OR STROBE NEED TO BE 50 FT OR LESS.
C. SUPPLY AND INSTALL 18AWG, SINGLE TWISTED PAIR CABLE TO CONNECT THE SPEAKER(S) AND STROBE(S) FROM AMPLIFIER.
D. SUPPLY AND INSTALL 2#12, 1#12 GND CABLE FOR THE POWER OF AMPLIFIER.

SHEET KEYNOTES

1. AREA 43. REFER TO E-00-601 FOR RISER DIAGRAM.
2. SUPPLY AND INSTALL 1"C-(1) CAT 6 CABLE.
3. 3/4" CONDUIT.
4. UTILIZE EXISTING PANELBOARD LPB 87602 FOR THE POWER OF AMPLIFIER.
5. CONTRACTOR SHALL CONFIRM THE CIRCUIT NUMBER WITH OWNER.

SEPTAGE RECEIVING FACILITIES

SCALE = NOT TO SCALE

0 4' 8' 16'

DO NOT SCALE DRAWING

Stantec
6995 Sierra Center Parkway Suite 200,
Reno, NV 89511-2279
www.stantec.com

The Contractor shall verify and be responsible for all dimensions. DO NOT scale the drawing - any errors or omissions shall be reported to Stantec without delay. The Copyrights to all designs and drawings are the property of Stantec. Reproduction or use for any purpose other than that authorized by Stantec is forbidden.

Revision	By	Appd.	YY.MM.DD
5			
4			
3			
2			
1			

Issued	By	Appd.	YY.MM.DD
A ISSUE FOR BID	JAC	BW	22.07.01
B			
C			
D			
E			

REGISTERED PROFESSIONAL ENGINEER
LONG V. HOANG
No. 019006
EXP. 6-30-23
ELECTRICAL
STATE OF NEVADA

Client/Project
TRUCKEE MEADOWS WATER RECLAMATION FACILITY

ALARM UPGRADE

Washoe County, Nevada

Title ELECTRICAL
SEPTAGE RECEIVING FACILITIES
ALARM PLAN

Project Number:	181307119
File Name:	32_E-43-101.dwg

HAM	LVH	BW	JUL 2022
Dwn.	Chkd.	Dsgn.	Date

Drawing No. E-43-101
Revision Sheet

\\ud319-pdfs01\Workgroup\1840\active\184039640\drawing\act\32_E-43-101.dwg
7/21/2022 12:37 PM By: Morales, Heather

ORIGINAL SHEET - ANSI D

GENERAL SHEET NOTES

A. PROVIDE ALL WORK IN ACCORDANCE WITH PROJECT SPECIFICATIONS.
B. THE LENGTH OF THE CONDUITS FROM AMPLIFIER TO SPEAKER AND/OR STROBE NEED TO BE 50 FT OR LESS.
C. SUPPLY AND INSTALL 18AWG, SINGLE TWISTED PAIR CABLE TO CONNECT THE SPEAKER(S) AND STROBE(S) FROM AMPLIFIER.
D. SUPPLY AND INSTALL 2#12, 1#12 GND CABLE FOR THE POWER OF AMPLIFIER.

SHEET KEYNOTES

1. AREA 44. REFER TO E-00-601 FOR RISER DIAGRAM.
2. SUPPLY AND INSTALL 1"C-(1) CAT 5E CABLE.
3. 3/4" CONDUIT.
4. UTILIZE EXISTING PANELBOARD LP-L (LPB 55201) FOR THE POWER OF AMPLIFIER.
5. CONTRACTOR SHALL CONFIRM THE CIRCUIT NUMBER WITH OWNER.

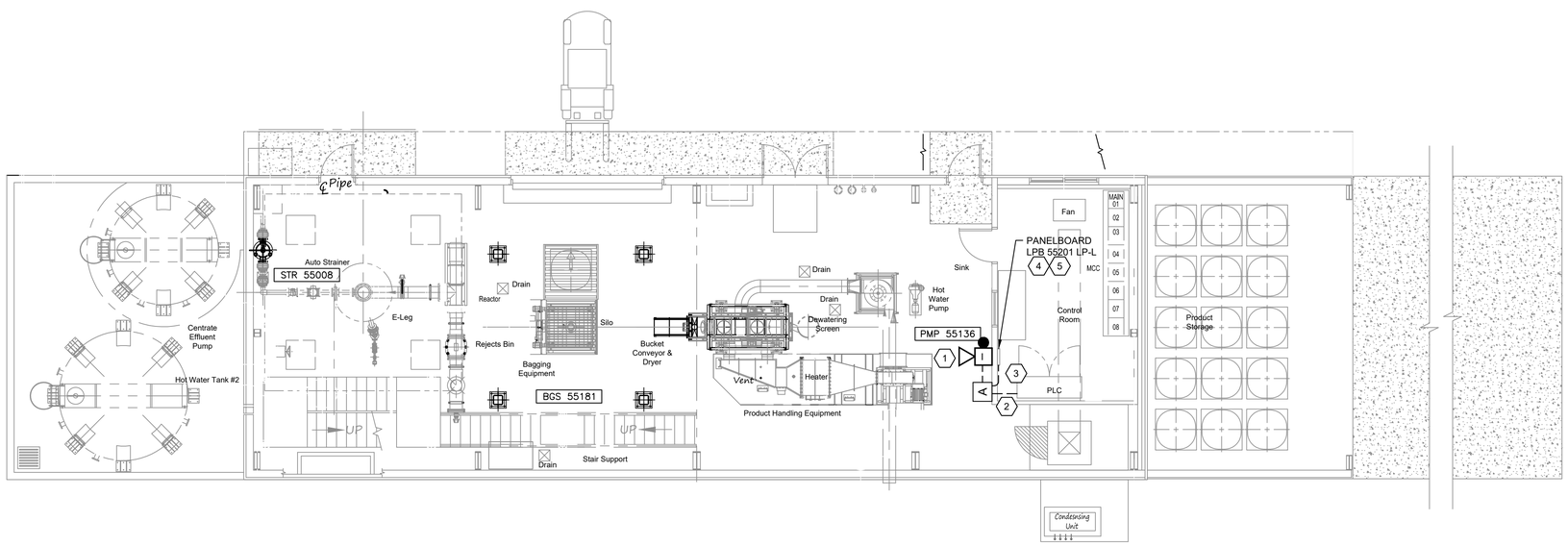

OSTARA BUILDING

SCALE = NOT TO SCALE

0 4' 8' 16'

DO NOT SCALE DRAWING

Stantec
6995 Sierra Center Parkway Suite 200,
Reno, NV 89511-2279
www.stantec.com

The Contractor shall verify and be responsible for all dimensions. DO NOT scale the drawing - any errors or omissions shall be reported to Stantec without delay.
The Copyrights to all designs and drawings are the property of Stantec. Reproduction or use for any purpose other than that authorized by Stantec is forbidden.

Revision		By	Appd.	YY.MM.DD
5				
4				
3				
2				
1				

Issued		By	Appd.	YY.MM.DD
A	ISSUE FOR BID	JAC	BW	22.07.01
B				
C				
D				
E				

REGISTERED PROFESSIONAL ENGINEER
LONG V. HOANG
No. 019006
EXP. 6-30-23
ELECTRICAL
STATE OF NEVADA

Client/Project
TRUCKEE MEADOWS WATER RECLAMATION FACILITY

ALARM UPGRADE

Washoe County, Nevada

Title ELECTRICAL
OSTARA BUILDING
ALARM PLAN

Project Number:	181307119
File Name:	33_E-44-101.dwg

HAM	LVH	BW	JUL 2022
Dwn.	Chkd.	Dsgn.	Date

Drawing No. E-44-101
Revision Sheet

\\us0319-ppfs01\Workgroup\184Active\184039765\drawing\ca\33_E-44-101.dwg
7/22/2022 12:47 PM By: Morales, Heather

ORIGINAL SHEET - ANSI D

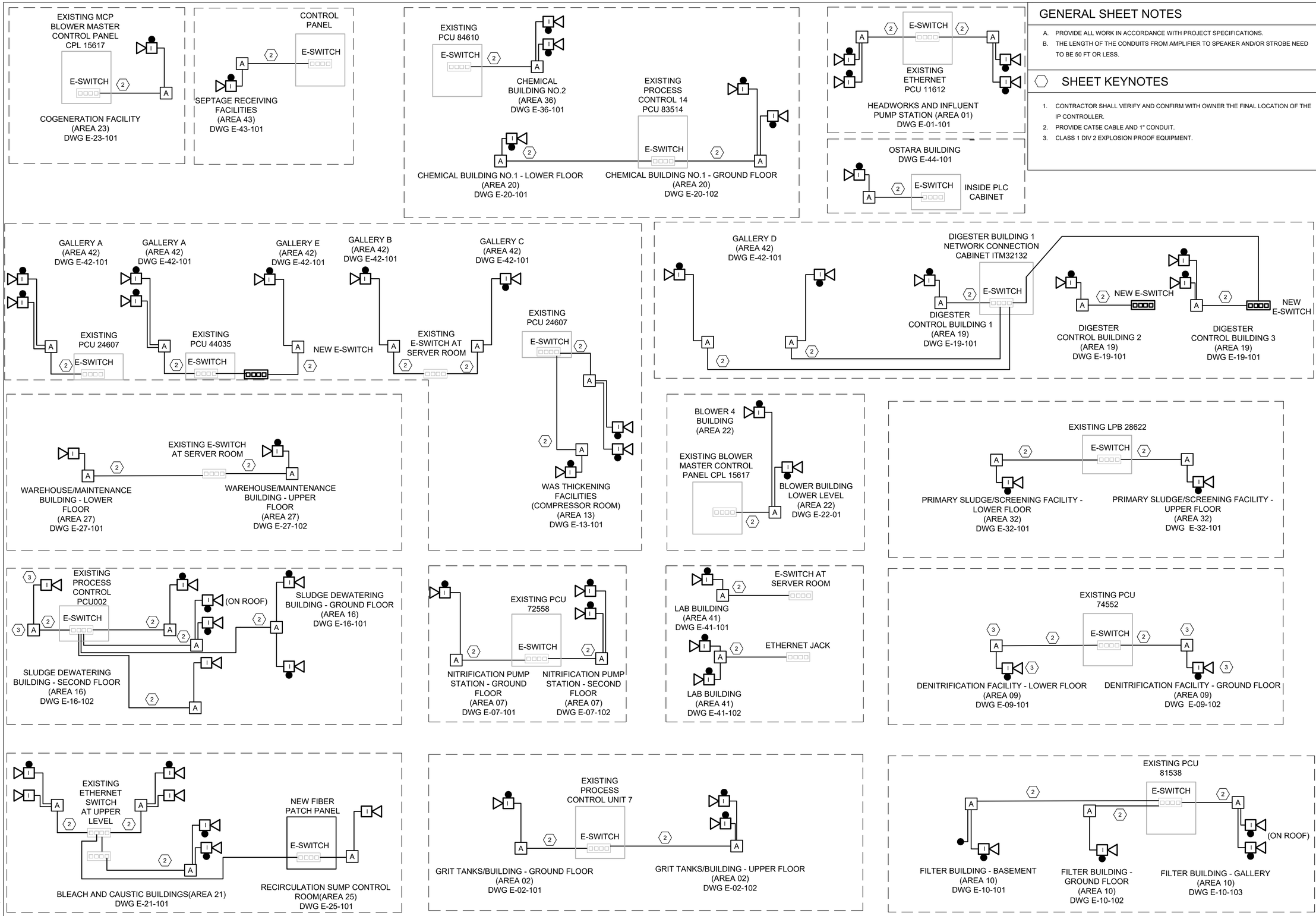

GENERAL SHEET NOTES

A. PROVIDE ALL WORK IN ACCORDANCE WITH PROJECT SPECIFICATIONS.
B. THE LENGTH OF THE CONDUITS FROM AMPLIFIER TO SPEAKER AND/OR STROBE NEED TO BE 50 FT OR LESS.

SHEET KEYNOTES

1. CONTRACTOR SHALL VERIFY AND CONFIRM WITH OWNER THE FINAL LOCATION OF THE IP CONTROLLER.
2. PROVIDE CAT5E CABLE AND 1" CONDUIT.
3. CLASS 1 DIV 2 EXPLOSION PROOF EQUIPMENT.

Stantec
6995 Sierra Center Parkway Suite 200,
Reno, NV 89511-2279
www.stantec.com

The Contractor shall verify and be responsible for all dimensions. DO NOT scale the drawing - use only the dimensions noted/provided. Errors and omissions shall be reported to Stantec without delay.
The Copyrights to all designs and drawings are the property of Stantec. Reproduction or use for any purpose other than that authorized by Stantec is forbidden.

Revision	By	Appd.	YY.MM.DD
5			
4			
3			
2			
1			
E			
D			
C			
B			
A. ISSUE FOR BID	JAC	BW	22.07.01

Issued

REGISTERED PROFESSIONAL ENGINEER
LONG V. HOANG
No. 019006
EXP. 6-30-23
ELECTRICAL
STATE OF NEVADA

Client/Project
TRUCKEE MEADOWS WATER RECLAMATION FACILITY

ALARM UPGRADE

Washoe County, Nevada

Title
ELECTRICAL RISER DIAGRAM

Project Number:	181307119
File Name:	34_E-00-601.dwg

HAM	LVH	BW	JUL 2022
Dwn.	Chkd.	Dsgn.	Date

Drawing No. E-00-601
Revision Sheet

\\us0319-ppfs01\Workgroup\1840\active\184039240\drawing\oct134_E-00-601.dwg
7/22/2022 12:51 PM By: Morales, Heather

ORIGINAL SHEET - ANSI D