



ADDENDUM #1

SILVERTON SHORES PARK AND WINGFIELD TRAIL

BID #17/18-006 / PWP #WA-2017-244

BIDS DUE NO LATER THAN: 1:45 PM ON AUGUST 3, 2017

PUBLIC BID OPENING: 2:00 PM ON AUGUST 3, 2017

This addendum is to notify all potential proposers of clarifications made to the Bid documents as stated below.

BID SCHEDULE: (NEW BID SCHEDULE ATTACHED) – Please use the revised Bid Item Schedule in place of Pages 4-9 of the original Bid Document. Changes include:

- a) Item 10.0 – Playground area and site drainage includes yard drain with 3’ radius of 12” minus rip rap around drains
- b) Item 16.0 - Trash Receptacles DELETED
- c) Item 22.0 – NEW – Construct 2 EA PCC ADA Playground Ramps
- d) Item A5.0 – Deduct to include removal of 2 PCC ADA ramps for tile playground and footings for playground
- e) Item B11.0 – NEW – Construct PCC Valley gutters with aggregate base

CLARIFICATIONS:

- 1. There have been questions on the trail and sidewalk widths, the bidders should use sheet S-1 prepared by Wood Rogers for noted areas and dimensions of all PCC flatwork and trails.
- 2. Yard Drains shall have a 3’ radius of 12” minus rip rap constructed around them, this has been included to Silverton Park Base Bid Item 10.0.
- 3. On Sheet L2 Reference Chart Item “X” Shade Shelters for the Dog Park Alternate are deleted from the project.
- 4. Playground footing concrete and installation is inclusive of Silverton Park Base Bid Item 9.0, If Alternate A is accepted a deduct for the playground footings is included in Item A5.0.
- 5. A plan view and footing drawings of the playgrounds are attached.
- 6. Playground tile shall have 100% EPDM of the wear layer, color to be Beige/Brown throughout playground area to include wear areas.
- 7. Orange Book Standard Specifications for Public Works Construction Section 100.11, Subsection 100.11.01 Revised as follows: “The Bidder to whom Award is made, shall not subcontract more than 75% of the total Contract Amount.”

Please note and adjust your bid according to the revisions, additions, deletions, clarifications or modifications as presented on this Addendum #1, which are made a part of this bid. NOTE: To avoid disqualification, this Addendum 1 (and any other addenda) must be signed by an authorized representative of the bidding firm in the space provided and must be submitted with your firm’s sealed proposal. Failure to return this addendum, duly signed, may be cause for rejection of the bid. ALL

ADDENDA SHOULD BE SIGNED AND PLACED IN SEQUENTIAL ORDER AND ATTACHED TO THE FRONT OF THE BID PACKAGE, COMPLETE WITH ALL REQUIRED DOCUMENTS.

CONTRACTOR BUSINESS NAME

X_____
Authorized Signature

Printed Name of Person Signing

Dan Marran, C.P.M., CPPO
Contracts and Risk Manager

July 31, 2017

CITY OF SPARKS
BID ITEM SCHEDULE - REVISED

BID # 17/18-006
PWP #WA-2017-244

BID TITLE: Silverton Shores Park and Wingfield Trail

PRICES must be valid for 90 calendar days after the bid opening.

COMPLETION of this project is expected **PURSUANT TO CONTRACT DOCUMENTS.**

BIDDER acknowledges receipt of _____ Addenda.

Bidder Name

(signature)

Silverton Shores Park Area Base Bid

Item No.	Quantity	Unit	Description	Unit Price	Total Price
1.0	1	LS	Mob/Demob/SWPP per lump sum	\$ _____ /LS	\$ _____
2.0	4,100	CY	Clearing, grubbing, earthwork, and grading complete and in place per cubic yard.	\$ _____ /CY	\$ _____
3.0	1	LS	Electrical improvements complete and in place per lump sum.	\$ _____ /LS	\$ _____
4.0	1	LS	Permanent irrigation from POC throughout park complete and in place per lump sum.	\$ _____ /LS	\$ _____
5.0	1	LS	Temporary irrigation system including main valves, laterals and impact heads complete and in place per lump sum.	\$ _____ /LS	\$ _____
6.0	3,250	SF	Construct 6" PCC on 4" Type II aggregate base traffic rated sidewalk complete and in place per square foot.	\$ _____ /SF	\$ _____
7.0	5,250	SF	Construct 4" PCC on 4" Type II aggregate base sidewalk complete and in place per square foot.	\$ _____ /SF	\$ _____
8.0	145	LF	Construct 8" x 12" PCC Play Ground curbing complete and in place per lineal foot.	\$ _____ /LF	\$ _____

Item No.	Quantity	Unit	Description	Unit Price	Total Price
9.0	1	LS	Install owner supplied 2-5 & 5-12 playground complete and in place per lump sum.	\$ _____ /LS	\$ _____
10.0	1	LS	Construction Playground area drainage to site storm drain system complete in place per lump sum.	\$ _____ /LS	\$ _____
11.0	3,750	SF	Construct 16" depth playground bark fall safety material with fabric complete and in place per square foot.	\$ _____ /SF	\$ _____
12.0	36	EA	Supply and install 8' Evergreen trees complete and in place per each.	\$ _____ /EA	\$ _____
13.0	2.05	AC	Construct irrigated revegetation seed area complete and in place per acre	\$ _____ /AC	\$ _____
14.0	3	EA	Supply and install 6' benches complete and in place per each.	\$ _____ /EA	\$ _____
15.0	2	EA	Supply and install double benches with shade structures complete and in place per each.	\$ _____ /EA	\$ _____
16.0	0	EA	DELETED	\$ <u> N/A </u> /EA	\$ <u> N/A </u>
17.0	1	EA	Supply and install 4' square table with ADA access complete and in place per each.	\$ _____ /EA	\$ _____
18.0	1	EA	Supply and install basketball standard complete and in place per each	\$ _____ /EA	\$ _____
19.0	1	LS	Construct basketball striping complete and in place per lump sum	\$ _____ /EA	\$ _____
20.0	280	LF	Construct split rail fence complete and in place per lineal foot.	\$ _____ /LF	\$ _____
21.0	1	FA	Force Account	\$ <u> 15,000.00 </u>	\$ <u> 15,000.00 </u>
22.0	2	EA	Construct PCC ADA Playground Ramp with Type II aggregate base, complete and in place per each	\$ _____ /EA	\$ _____

Total Silverton Shores Base Bid Price	
\$ _____	\$ _____
(written total bid price)	

Wingfield Trail Base Bid

Item No.	Quantity	Unit	Description	Unit Price	Total Price
W1.0	1	LS	Mob/Demob/SWPP per lump sum	\$ _____ /LS	\$ _____
W2.0	4,450	SF	Remove existing AC pathway to accommodate new PCC trail complete and in place per square foot	\$ _____ /SF	\$ _____
W3.0	1	EA	Demolition and removal of existing evergreen tree complete per each	\$ _____ /EA	\$ _____
W4.0	10,000	SF	Construct 6" PCC on 4" Type II aggregate base traffic rated trail complete and in place per square foot.	\$ _____ /SF	\$ _____
W5.0	2	EA	Construct traffic barrier gates complete and place per each	\$ _____ /EA	\$ _____
W6.0	1	EA	Construct collapsible bollard complete and place per each	\$ _____ /EA	\$ _____
W7.0	0.62	AC	Construct non-irrigated dryland revegetation seed area complete and in place per acre	\$ _____ /AC	\$ _____
W8.0	0.14	AC	Construct irrigated dryland revegetation seed area complete and in place per acre	\$ _____ /AC	\$ _____
W9.0	395	LF	Construct 2 rail split rail fence complete and in place per lineal foot	\$ _____ /LF	\$ _____
W10.0	4	EA	Supply and install 3'x 3' min granite boulders at trail entrance complete and in place per each	\$ _____ /EA	\$ _____
W11.0	1	FA	Force Account	\$ <u>15,000.00</u>	\$ <u>15,000.00</u>

Total Wingfield Trail Base Bid \$ _____ <p style="text-align: center;">(written total price)</p>	\$ _____
---	----------

BASE BID RECAP

Total Silverton Shores Base Bid Price	\$ _____
Total Wingfield Trail Base Bid	\$ _____
TOTAL BASE BID	\$ _____

PLEASE NOTE: Bid ranking, evaluation and award recommendation will be made using the “Total Base Bid.” Use of any or all of the bid alternates (below) in the awarded contract will only be determined after the apparent low bidder is identified using the “Total Base Bid.”

Once the apparent low bidder is determined using the “Total Base Bid,” “Alternate Bid” totals may be considered for inclusion in the resulting contract, depending on available funding. Alternate Bids may be considered/awarded in no particular order.

Silverton Shores Park Area Alternate A

Item No.	Quantity	Unit	Description	Unit Price	Total Price
A1.0	3,750	SF	Construct PCC concrete pad under playground area complete and in place per square foot.	\$ _____ /SF	\$ _____
A2.0	3,750	SF	Supply and install rubber tile safety fall material complete and in place per square foot.	\$ _____ /SF	\$ _____
A3.0	1	LS	Construct drainage improvements for rubber tile playground complete and in place per lump sum	\$ _____ /LS	\$ _____
A4.0	120	SF	Construct PCC flatwork at Dog Park entrance per square foot	\$ _____ /SF	\$ _____
A5.0	1	LS	Deduct for not installing playground bark fall safety material with fabric, PCC ADA ramps, and Playground footings.	\$ _____ /LS	(\$ _____)
A6.0	1	LS	Deduct for not installing bark playground drainage system per lump sum	\$ _____ /LS	(\$ _____)

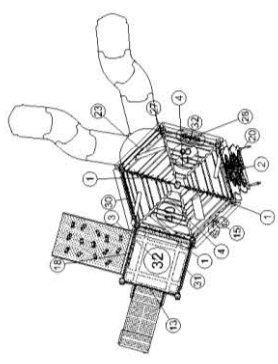
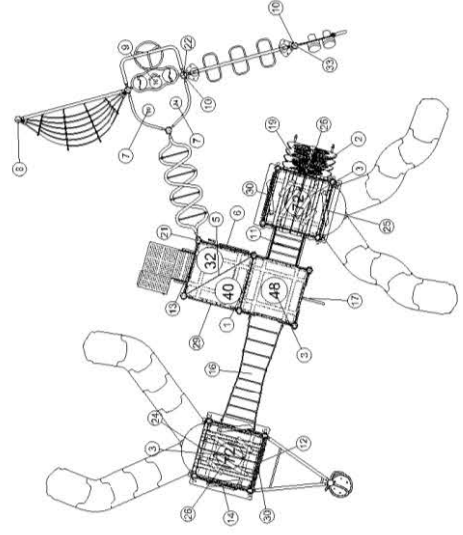
Total Silverton Shores Alternate A Price \$ _____ <p style="text-align: center;">(written total price)</p>	\$ _____
---	----------

Silverton Shores Park Area Alternate B

Item No.	Quantity	Unit	Description	Unit Price	Total Price
B1.0	675	LF	Construct 6' wide compacted DG pathway with soil stabilizer complete and in place per lineal foot.	\$ _____ /LF	\$ _____
B2.0	6,715	SF	Construct compacted DG dog park area complete and in place per square foot.	\$ _____ /SF	\$ _____
B3.0	335	LF	Construct 4' high dog park CLF complete and in place per lineal foot	\$ _____ /LF	\$ _____
B4.0	2	EA	Construct 4' high dog park CLF gate complete and in place per each	\$ _____ /EA	\$ _____
B5.0	1	LS	Construct dog park irrigation system complete and in place per lump sum	\$ _____ /LS	\$ _____
B6.0	1	EA	Supply and install pet waste station complete and in place per each	\$ _____ /EA	\$ _____
B7.0	5	EA	Supply and install 6' benches complete and in place per each.	\$ _____ /EA	\$ _____
B8.0	0.25	AC	Deduct for reduction of irrigated reveg area per acre	\$ _____ /AC	\$ _____
B9.0	0.25	AC	Deduct for reduction of temporary irrigation of irrigated reveg area per acre	\$ _____ /AC	\$ _____
B10.0	120	SF	Construct 4" PCC on 4" Type II aggregate base sidewalk at dog park. Complete and in place per square foot.	\$ _____ /SF	\$ _____
B11.0	36	SF	Construct PCC Valley Gutter and Type II aggregate base per detail complete and in place per square foot	\$ _____ /SF	\$ _____

Total Silverton Shores Alternate B Price \$ _____ <p style="text-align: center;">(written total price)</p>	\$ _____
---	----------

ITEM	COMP.	DESCRIPTION
1	270-0050	8" CLOSURE PLATE
2	270-0112	UNITARY ENCLOSURE
3	270-0130	SQUARE PLATFORM
4	270-0132	HALF HEXAGON PLATFORM
5	270-0136	SPLIT SQUARE PLATFORM
6	270-0194	CLUBHOUSE OFFSET ENCLOSURE
7	370-0001	AGILITY ARC
8	370-0008	WILD WEB ROPE CLIMBER
9	370-0015	ZIPPY WHIRL
10	370-0027	LAUNCH PAD
11	370-0467	24" TRANSITION STAIR W/BARR
12	370-0576	SPINNER, FIERCE CYCLONE
13	370-0718	TRANSFER STATION, HANDRAIL
14	370-0776	CLUBHOUSE RUNG LADDER 56"
15	370-0777	CLUBHOUSE LEAF CLIMBER 40"
16	370-0782	CLUBHOUSE SUSPENSION ROPE
17	370-0783	CLUBHOUSE SLIDING POLE 32"
18	370-0800	CLUBHOUSE ROCK CRAWL 32"
19	370-0803	JUNGLE VINE CLIMBER 72"
20	370-0805	JUNGLE VINE CLIMBER 48"
21	370-0808	TWISTING TRAVERSE
22	370-1610	ATHLETIC ARCH OH
23	470-0669	VIPER II SS 48-56
24	470-0570	VIPER II RL 64-72
25	470-0580	VIPER II SS2 64-72
26	470-0625	CLUBHOUSE RETREAT ROOF
27	470-0638	CLUBHOUSE HEX ROOF
28	570-0567	COUNTER PANEL BELOW PLAT
29	570-0596	CRAZY MAZE PANEL
30	570-0782	CLUBHOUSE FULL BOARD PANE
31	570-1547	CHIMES PANEL
32	570-1724	RAIN WHEEL PANEL
33	580-0304	TOM-TOM DRUMS ELEMENT

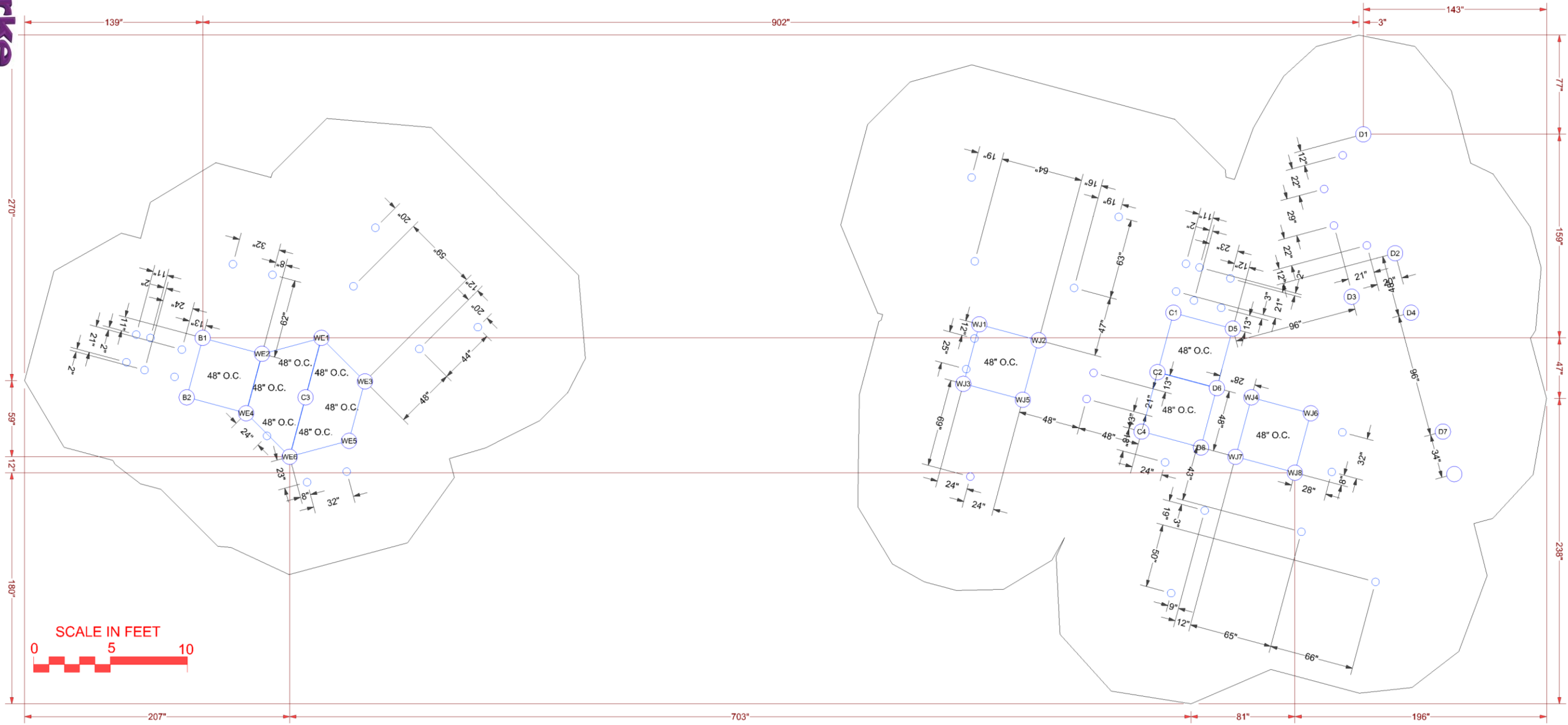


SERIES: Basics, Intensity, Nucleus
 COMPONENT PLAN
 DRAWN BY: Cara Osborne

Silverton Shores Park
 Sparks, NV 89436

Buell Recreation
 907-97213-2

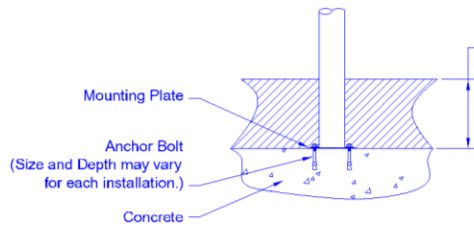
July 31, 2017



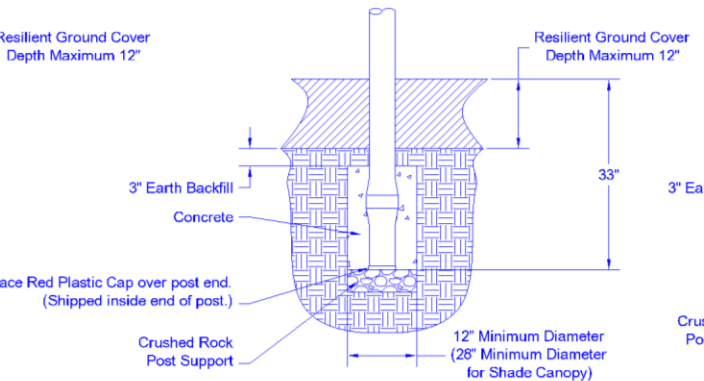
FOOTING LEGEND

- A1 Support Post Identifier & Footing
- NP1 Nature Play Tree House Post Identifier
- Component Footing

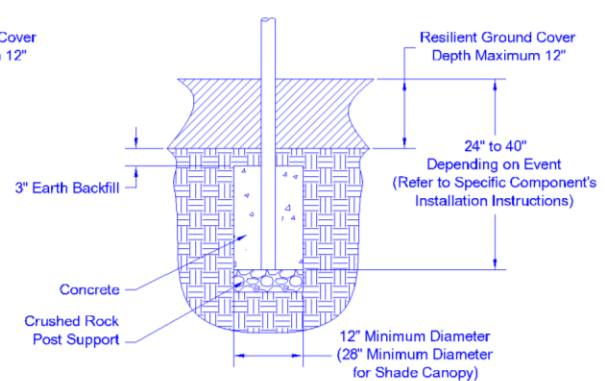
NOTES:
 1.) Dimensions are for locations for footing holes, not exact placement of equipment.
 2.) Assemble, plumb, and level equipment before pouring concrete.



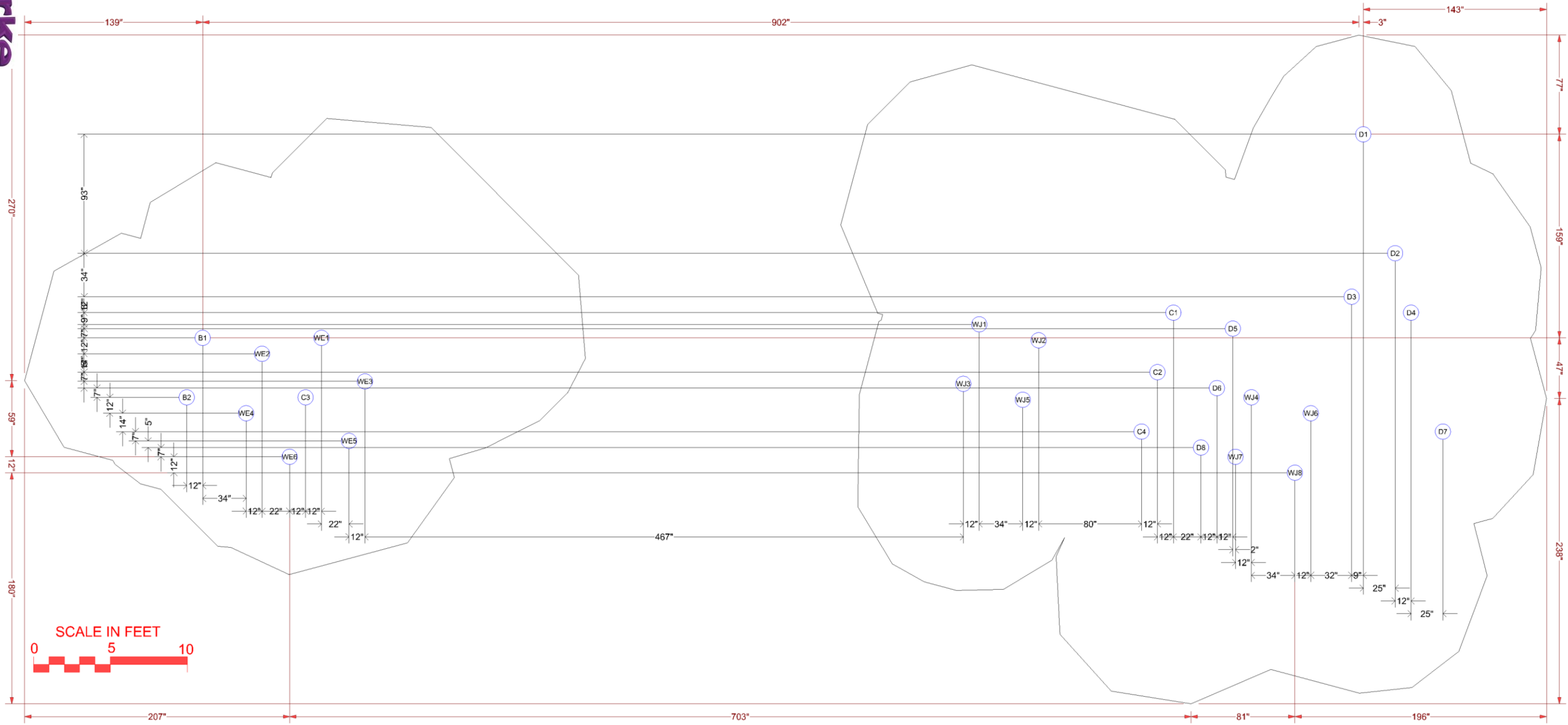
Surface Mount Detail



Support Post Footing Detail

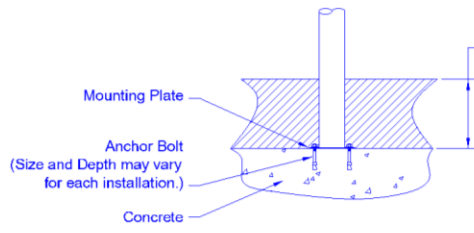


Component Footing Detail

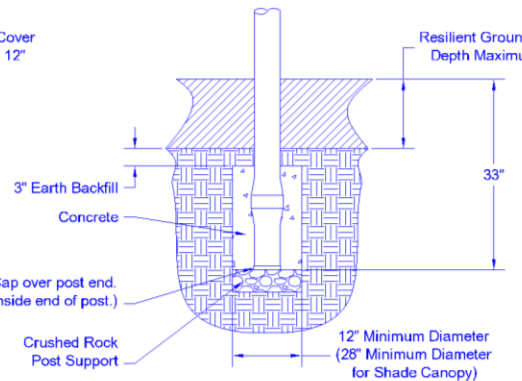


- FOOTING LEGEND**
- A1 Support Post Identifier & Footing
 - NP1 Nature Play Tree House Post Identifier
 - Component Footing

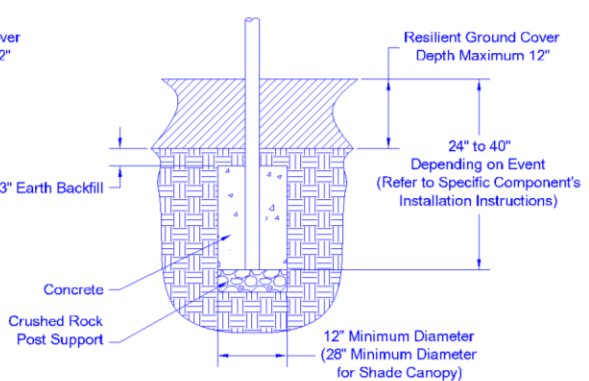
NOTES:
 1.) Dimensions are for locations for footing holes, not exact placement of equipment.
 2.) Assemble, plumb, and level equipment before pouring concrete.
 3.) Dimensions are rounded to nearest whole inch.



Surface Mount Detail

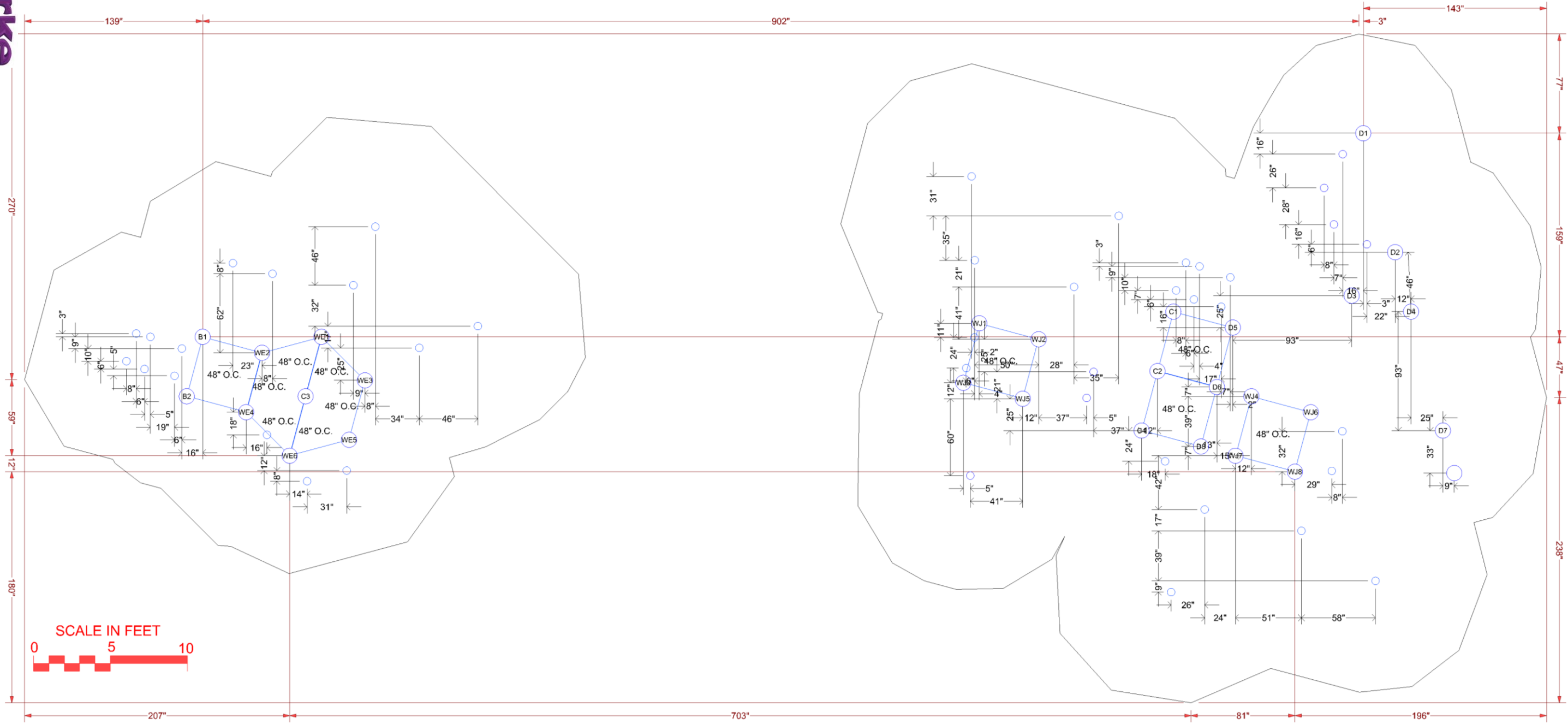


Support Post Footing Detail



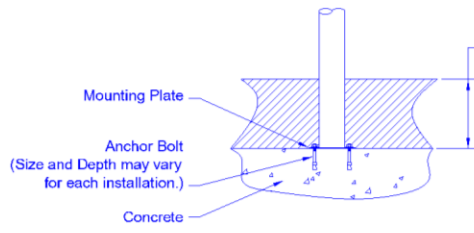
Component Footing Detail

July 31, 2017

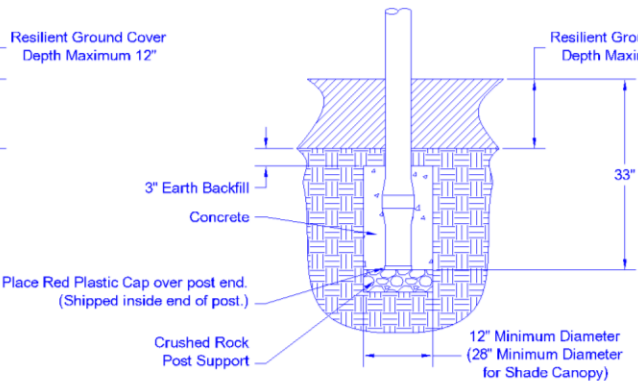


- FOOTING LEGEND**
- A1 Support Post Identifier & Footing
 - NP1 Nature Play Tree House Post Identifier
 - Component Footing

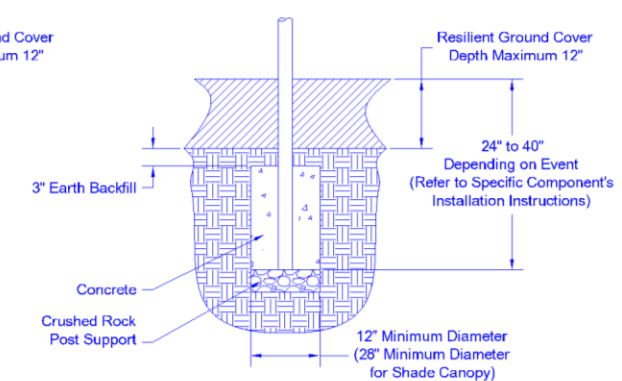
NOTES:
 1.) Dimensions are for locations for footing holes, not exact placement of equipment.
 2.) Assemble, plumb, and level equipment before pouring concrete.
 3.) Dimensions are rounded to nearest whole inch.



Surface Mount Detail



Support Post Footing Detail



Component Footing Detail



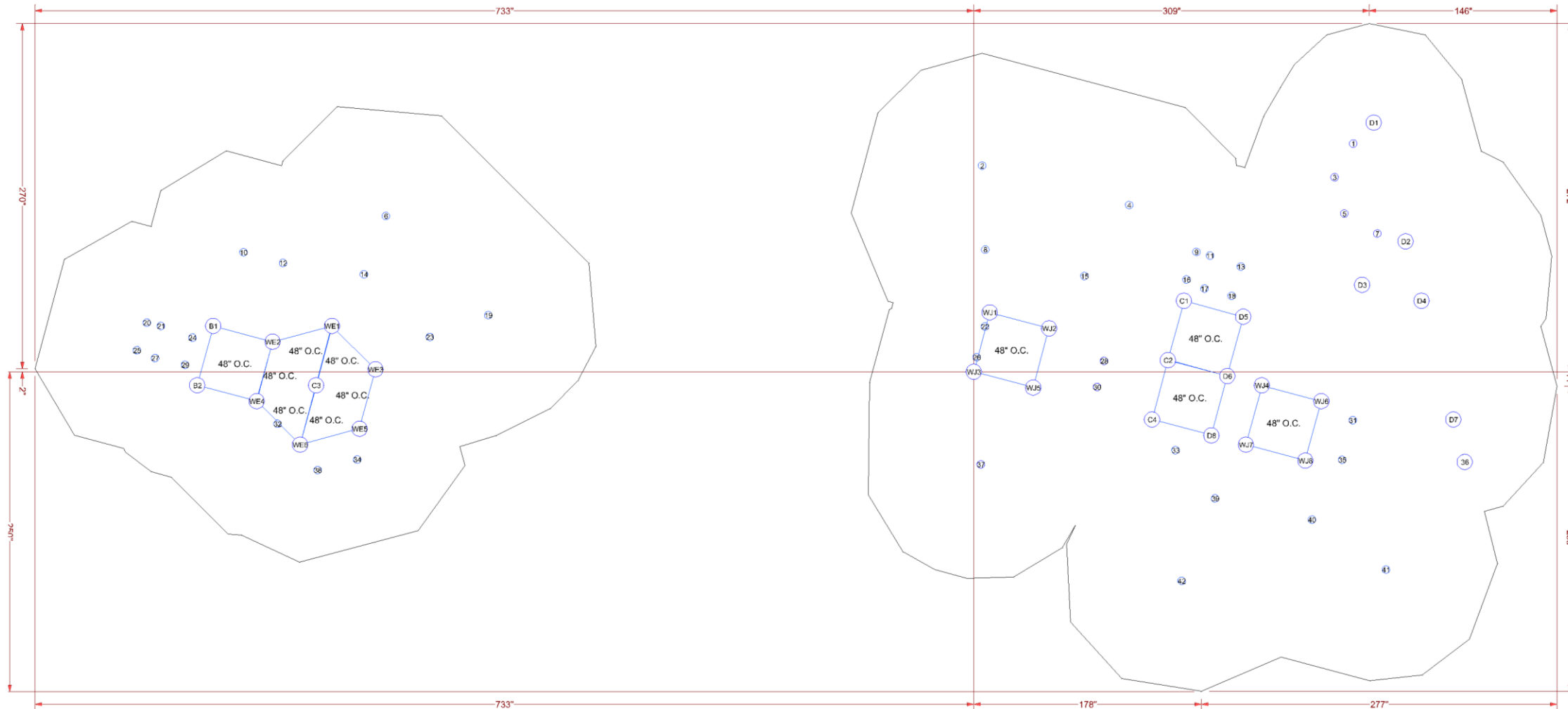
SERIES: Basics, Intensity, Nucleus
SITE PLAN
DRAWN BY: Cara Osborne

BCI Burke Company, LLC PO Box 549 Fond du Lac, Wisconsin 54936-0549 Telephone 920-921-9220

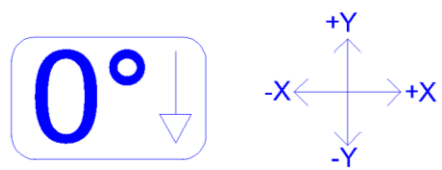
Silverton Shores Park
2799 Silverton Way
Sparks, NV 89436

Buell Recreation
907-97213-2

July 31, 2017



Type	Label	X	Y	Hyp/Diag
Post	B1	-49'-5 5/8"	2'-11 7/8"	49'-6 5/8"
Post	B2	-50'-6"	-10 1/2"	50'-6 1/8"
Post	C1	13'-8"	4'-7 1/2"	14'-5 1/8"
Post	C2	12'-7 1/2"	9 1/8"	12'-7 3/4"
Post	C3	-42'-9 1/4"	-10 1/2"	42'-9 3/8"
Post	C4	11'-7 1/8"	-3'-1 1/4"	12'-0"
Post	D1	26'-0 1/8"	16'-2 1/2"	30'-7 3/4"
Post	D2	28'-1"	8'-5 7/8"	29'-4"
Post	D3	25'-3"	5'-7 7/8"	25'-10 1/2"
Post	D4	29'-1 3/8"	4'-7 1/2"	29'-5 3/4"
Post	D5	17'-6 1/4"	3'-7"	17'-10 5/8"
Post	D6	16'-5 7/8"	-3 3/8"	16'-5 7/8"
Post	D7	31'-2 1/4"	-3'-1 1/4"	31'-4 1/8"
Post	D8	15'-5 1/2"	-4'-1 3/4"	16'-0"
Post	WE1	-41'-8 7/8"	2'-11 7/8"	41'-10 1/8"
Post	WE2	-45'-7 1/4"	1'-11 3/8"	45'-7 3/4"
Post	WE3	-38'-10 7/8"	1 7/8"	38'-10 7/8"
Post	WE4	-46'-7 5/8"	-1'-11"	46'-8 1/8"
Post	WE5	-39'-11 3/8"	-3'-8 1/2"	40'-1 3/8"
Post	WE6	-43'-9 3/4"	-4'-8 7/8"	44'-0 3/4"
Post	WJ1	1'-0 3/8"	3'-10 3/8"	4'-0"
Post	WJ2	4'-10 3/4"	2'-10"	5'-7 7/8"
Post	WJ3	0"	0"	0"
Post	WJ4	18'-8 3/4"	-10 1/2"	18'-9"
Post	WJ5	3'-10 3/8"	-1'-0 3/8"	4'-0"
Post	WJ6	22'-7 1/8"	-1'-11"	22'-8 1/8"
Post	WJ7	17'-8 3/8"	-4'-8 7/8"	18'-3 7/8"
Post	WJ8	21'-6 3/4"	-5'-9 3/8"	22'-3 7/8"
Non-Post	1	24'-8"	14'-10 1/4"	28'-9 1/2"
Non-Post	2	6 3/8"	13'-4 7/8"	13'-5"
Non-Post	3	23'-5 1/2"	12'-7 7/8"	26'-7 7/8"
Non-Post	4	10'-1 1/4"	10'-10 1/8"	14'-9 7/8"
Non-Post	5	24'-1 1/4"	10'-3 1/2"	26'-2 3/8"
Non-Post	6	-38'-2 3/4"	10'-1 3/4"	39'-6 5/8"
Non-Post	7	26'-2 7/8"	9'-0"	27'-8 7/8"
Non-Post	8	8 7/8"	7'-11 1/2"	7'-11 7/8"
Non-Post	9	14'-5 3/4"	7'-9 5/8"	16'-5 3/8"
Non-Post	10	-47'-6"	7'-9 1/4"	48'-1 5/8"
Non-Post	11	15'-4 3/8"	7'-6 3/4"	17'-1 1/2"
Non-Post	12	-44'-11 1/8"	7'-1"	45'-5 3/4"
Non-Post	13	17'-4 3/8"	6'-10 1/8"	18'-8"
Non-Post	14	-39'-8"	6'-4 1/8"	40'-2"
Non-Post	15	7'-2 3/8"	6'-2 3/4"	9'-6 1/4"
Non-Post	16	13'-10"	6'-0"	15'-1"
Non-Post	17	15'-0"	5'-5"	15'-11 3/8"
Non-Post	18	16'-9 1/4"	4'-11 1/4"	17'-5 3/4"
Non-Post	19	-31'-6 7/8"	3'-8 1/8"	31'-9 3/8"
Non-Post	20	-53'-9 3/8"	3'-2 3/8"	53'-10 5/8"
Non-Post	21	-52'-10 3/8"	2'-11 3/4"	52'-11 3/8"
Non-Post	22	8 3/4"	2'-11 3/8"	3'-0 3/8"
Non-Post	23	-35'-4 1/2"	2'-3 1/4"	35'-5 3/8"
Non-Post	24	-50'-9 7/8"	2'-2 5/8"	50'-10 3/8"
Non-Post	25	-54'-5 1/8"	1'-4 7/8"	54'-5 3/8"
Non-Post	26	2 1/4"	11 3/8"	11 5/8"
Non-Post	27	-53'-3"	10 3/4"	53'-3"
Non-Post	28	8'-5 5/8"	8 1/2"	8'-6"
Non-Post	29	-51'-3 1/2"	5 1/2"	51'-3 1/2"
Non-Post	30	8'-0 1/4"	-11 7/8"	8'-1"
Non-Post	31	24'-7 3/4"	-3'-1 7/8"	24'-10 1/4"
Non-Post	32	-45'-3 3/8"	-3'-4 5/8"	45'-4 7/8"
Non-Post	33	13'-1 1/2"	-5'-1 1/4"	14'-1"
Non-Post	34	-40'-1 1/8"	-5'-8 1/2"	40'-6"
Non-Post	35	23'-11 1/2"	-5'-8 3/4"	24'-7 5/8"
Non-Post	36	31'-11 1/8"	-5'-10 3/8"	32'-5 1/2"
Non-Post	37	5 1/2"	-6'-0 3/8"	6'-0 5/8"
Non-Post	38	-42'-8 1/8"	-6'-4 3/4"	43'-1 3/4"
Non-Post	39	15'-8 3/8"	-8'-2 7/8"	17'-8 3/4"
Non-Post	40	21'-11 7/8"	-9'-7 3/8"	24'-0"
Non-Post	41	26'-9 5/8"	-12'-10 1/2"	29'-8 7/8"
Non-Post	42	13'-6 1/8"	-13'-7 1/4"	19'-2 1/8"



- FOOTING LEGEND**
- A1 Support Post Identifier & Footing
 - NP1 Nature Play Tree House Post Identifier
 - Component Footing

NOTES:
 1.) Dimensions are for locations for footing holes, not exact placement of equipment.
 2.) Assemble, plumb, and level equipment before pouring concrete.

